



Location: CMA1b - Oil Street Site Office

Report on 24-hour TSP monitoring

Action Level ( $\mu\text{g}/\text{m}^3$ ) - 176.7

Limit Level ( $\mu\text{g}/\text{m}^3$ ) - 260

Date	Sampling Time	Weather Condition	Filter paper no.	Filter Weight, g		Elapse Time, hr		Sampling Time, hr	Flow Rate, $\text{m}^3/\text{min}$			Total Volume, $\text{m}^3$	TSP Level, $\mu\text{g}/\text{m}^3$
				Initial	Final	Initial	Final		Initial, $Q_{si}$	Final, $Q_{sf}$	Average		
2-Dec-13	8:00	Fine	005988	2.6291	2.8802	3786.05	3810.05	24.00	1.38	1.38	1.38	1993	126
7-Dec-13	8:00	Fine	005962	2.6384	2.9136	3813.05	3837.05	24.00	1.36	1.36	1.36	1963	140
13-Dec-13	8:00	Cloudy	007626	2.6175	2.8165	3840.04	3864.04	24.00	1.36	1.36	1.36	1965	101
19-Dec-13	8:00	Cloudy	005972	2.6137	2.7241	3867.04	3891.04	24.00	1.36	1.36	1.36	1964	56
23-Dec-13	8:00	Cloudy	005904	2.6484	2.8694	3894.04	3918.04	24.00	1.32	1.32	1.32	1905	116

Report on 1-hour TSP monitoring

Action Level ( $\mu\text{g}/\text{m}^3$ ) - 320.1

Limit Level ( $\mu\text{g}/\text{m}^3$ ) - 500

Date	Sampling Time	Weather Condition	Filter paper no.	Filter Weight, g		Elapse Time, hr		Sampling Time, hr	Flow Rate, $\text{m}^3/\text{min}$			Total Volume, $\text{m}^3$	TSP Level, $\mu\text{g}/\text{m}^3$
				Initial	Final	Initial	Final		Initial, $Q_{si}$	Final, $Q_{sf}$	Average		
3-Dec-13	8:20	Fine	006489	2.7402	2.7569	3810.05	3811.05	1.00	1.36	1.36	1.36	82	204
3-Dec-13	9:26	Fine	006492	2.7534	2.7643	3811.05	3812.05	1.00	1.36	1.36	1.36	82	133
3-Dec-13	10:31	Fine	005959	2.6456	2.6639	3812.05	3813.05	1.00	1.36	1.36	1.36	82	223
9-Dec-13	9:56	Fine	007676	2.6222	2.6348	3837.05	3838.05	1.00	1.36	1.36	1.36	82	154
9-Dec-13	10:58	Fine	007675	2.6383	2.6479	3838.05	3839.05	1.00	1.36	1.36	1.36	82	118
9-Dec-13	13:00	Fine	005967	2.6533	2.6754	3839.05	3840.05	1.00	1.36	1.36	1.36	82	271
14-Dec-13	8:10	Rainy	005952	2.6142	2.6328	3864.04	3865.04	1.00	1.36	1.36	1.36	82	227
14-Dec-13	9:15	Rainy	005954	2.6392	2.6598	3865.04	3866.04	1.00	1.36	1.36	1.36	82	252
14-Dec-13	10:20	Rainy	005956	2.6253	2.6427	3866.04	3867.04	1.00	1.36	1.36	1.36	82	212
20-Dec-13	8:20	Cloudy	005854	2.6269	2.6385	3891.04	3892.04	1.00	1.36	1.36	1.36	82	142
20-Dec-13	9:25	Cloudy	005853	2.6303	2.6422	3892.04	3893.04	1.00	1.36	1.36	1.36	82	145
20-Dec-13	10:30	Cloudy	005860	2.6310	2.6415	3893.04	3894.04	1.00	1.36	1.36	1.36	82	128
24-Dec-13	8:20	Rainy	007546	2.6276	2.6363	3918.04	3919.04	1.00	1.32	1.32	1.32	79	110
24-Dec-13	9:25	Rainy	007549	2.6412	2.6466	3919.04	3920.04	1.00	1.32	1.32	1.32	79	68
24-Dec-13	10:30	Rainy	007534	2.6498	2.6586	3920.04	3921.04	1.00	1.32	1.32	1.32	79	111



Location: CMA2a - Causeway Bay Community Centre

Report on 24-hour TSP monitoring  
Action Level ( $\mu\text{g}/\text{m}^3$ ) - 169.5  
Limit Level ( $\mu\text{g}/\text{m}^3$ ) - 260

Date	Sampling Time	Weather Condition	Filter paper no.	Filter Weight, g		Elapse Time, hr		Sampling Time, hr	Flow Rate, $\text{m}^3/\text{min}$			Total Volume, $\text{m}^3$	TSP Level, $\mu\text{g}/\text{m}^3$
				Initial	Final	Initial	Final		Initial, $Q_{si}$	Final, $Q_{sf}$	Average		
2-Dec-13	8:00	Fine	006456	2.7572	2.9622	13497.52	13521.52	24.00	1.43	1.42	1.42	2051	100
7-Dec-13	8:00	Fine	005963	2.6542	2.8035	13524.54	13548.54	24.00	1.27	1.27	1.27	1828	82
13-Dec-13	8:00	Cloudy	005968	2.6538	2.9278	13551.54	13575.54	24.00	1.27	1.27	1.27	1830	150
19-Dec-13	8:00	Cloudy	005973	2.6495	2.8074	13578.53	13602.53	24.00	1.27	1.27	1.27	1830	86
24-Dec-13	15:00	Cloudy	006474	2.7661	2.9910	13608.21	13632.21	24.00	1.34	1.34	1.34	1933	116

Due to interruption of electricity supply, the 24hr TSP monitoring was rescheduled from 23 Dec 2013 to 24 Dec 2013.

Report on 1-hour TSP monitoring  
Action Level ( $\mu\text{g}/\text{m}^3$ ) - 323.4  
Limit Level ( $\mu\text{g}/\text{m}^3$ ) - 500

Date	Sampling Time	Weather Condition	Filter paper no.	Filter Weight, g		Elapse Time, hr		Sampling Time, hr	Flow Rate, $\text{m}^3/\text{min}$			Total Volume, $\text{m}^3$	TSP Level, $\mu\text{g}/\text{m}^3$
				Initial	Final	Initial	Final		Initial, $Q_{si}$	Final, $Q_{sf}$	Average		
3-Dec-13	8:05	Fine	006491	2.7375	2.7544	13521.52	13522.52	1.00	1.39	1.39	1.39	83	203
3-Dec-13	9:12	Fine	006288	2.5966	2.6157	13522.52	13523.52	1.00	1.39	1.39	1.39	83	230
3-Dec-13	10:17	Fine	005960	2.6495	2.6686	13523.52	13524.52	1.00	1.39	1.39	1.39	83	230
9-Dec-13	9:50	Fine	007677	2.6462	2.6598	13548.54	13549.54	1.00	1.30	1.30	1.30	78	174
9-Dec-13	10:52	Fine	004806	2.8120	2.8238	13549.54	13550.54	1.00	1.30	1.30	1.30	78	151
9-Dec-13	13:00	Fine	004807	2.8072	2.8231	13550.54	13551.54	1.00	1.30	1.30	1.30	78	203
14-Dec-13	8:00	Rainy	005953	2.6189	2.6419	13575.54	13576.54	1.00	1.31	1.31	1.31	79	293
14-Dec-13	9:05	Rainy	005955	2.6451	2.6674	13576.54	13577.54	1.00	1.31	1.31	1.31	79	284
14-Dec-13	10:10	Rainy	005971	2.6273	2.6449	13577.54	13578.54	1.00	1.31	1.31	1.31	79	224
20-Dec-13	8:10	Cloudy	005512	2.8199	2.8377	13602.53	13603.53	1.00	1.31	1.31	1.31	79	227
20-Dec-13	9:15	Cloudy	005852	2.6528	2.6591	13603.53	13604.53	1.00	1.31	1.31	1.31	79	80
20-Dec-13	10:20	Cloudy	005905	2.6264	2.6353	13604.53	13605.53	1.00	1.31	1.31	1.31	79	113
24-Dec-13	9:03	Rainy	007545	2.6219	2.6294	13605.21	13606.21	1.00	1.30	1.30	1.30	78	96
24-Dec-13	10:15	Rainy	007548	2.6478	2.6563	13606.21	13607.21	1.00	1.30	1.30	1.30	78	109
24-Dec-13	13:00	Rainy	007535	2.6481	2.6502	13607.21	13608.21	1.00	1.30	1.30	1.30	78	27



Location: CMA3a - CWB PRE Site Office Area

Report on 24-hour TSP monitoring

Action Level ( $\mu\text{g}/\text{m}^3$ ) - 171

Limit Level ( $\mu\text{g}/\text{m}^3$ ) - 260

Date	Sampling Time	Weather Condition	Filter paper no.	Filter Weight, g		Elapse Time, hr		Sampling Time, hr	Flow Rate, $\text{m}^3/\text{min}$			Total Volume, $\text{m}^3$	TSP Level, $\mu\text{g}/\text{m}^3$
				Initial	Final	Initial	Final		Initial, $Q_{si}$	Final, $Q_{sf}$	Average		
2-Dec-13	8:00	Fine	005985	2.6523	2.8642	898.89	922.89	24.00	1.38	1.38	1.38	1985	107
7-Dec-13	8:00	Fine	005966	2.6469	2.9128	925.89	949.89	24.00	1.38	1.37	1.38	1981	134
13-Dec-13	8:00	Cloudy	005969	2.6538	2.9725	952.87	976.87	24.00	1.38	1.38	1.38	1983	161
19-Dec-13	8:00	Cloudy	007807	2.6310	2.7575	979.87	1003.87	24.00	1.41	1.41	1.41	2033	62
23-Dec-13	8:00	Cloudy	006679	2.6478	2.9284	1006.87	1030.87	24.00	1.41	1.41	1.41	2027	138

Report on 1-hour TSP monitoring

Action Level ( $\mu\text{g}/\text{m}^3$ ) - 311.3

Limit Level ( $\mu\text{g}/\text{m}^3$ ) - 500

Date	Sampling Time	Weather Condition	Filter paper no.	Filter Weight, g		Elapse Time, hr		Sampling Time, hr	Flow Rate, $\text{m}^3/\text{min}$			Total Volume, $\text{m}^3$	TSP Level, $\mu\text{g}/\text{m}^3$
				Initial	Final	Initial	Final		Initial, $Q_{si}$	Final, $Q_{sf}$	Average		
3-Dec-13	8:45	Fine	006248	2.6073	2.6217	922.89	923.89	1.00	1.38	1.38	1.38	83	174
3-Dec-13	9:48	Fine	006250	2.6275	2.6405	923.89	924.89	1.00	1.38	1.38	1.38	83	157
3-Dec-13	10:55	Fine	006475	2.7223	2.7329	924.89	925.89	1.00	1.34	1.34	1.34	81	132
9-Dec-13	10:00	Fine	006235	2.6686	2.6846	949.89	950.89	1.00	1.37	1.37	1.37	82	194
9-Dec-13	13:00	Fine	007671	2.6512	2.6669	950.89	951.89	1.00	1.37	1.37	1.37	82	191
9-Dec-13	15:00	Fine	005806	2.7709	2.7924	951.89	952.89	1.00	1.34	1.34	1.34	80	268
14-Dec-13	8:40	Rainy	007813	2.6499	2.6648	976.87	977.87	1.00	1.38	1.38	1.38	83	180
14-Dec-13	9:45	Rainy	007811	2.6289	2.6439	977.87	978.87	1.00	1.38	1.38	1.38	83	181
14-Dec-13	10:55	Rainy	007809	2.6484	2.6632	978.87	979.87	1.00	1.34	1.34	1.34	81	184
20-Dec-13	8:40	Cloudy	007672	2.6435	2.6534	1003.87	1004.87	1.00	1.41	1.41	1.41	85	117
20-Dec-13	9:45	Cloudy	006683	2.6595	2.6700	1004.87	1005.87	1.00	1.41	1.41	1.41	85	124
20-Dec-13	10:57	Cloudy	006445	2.7282	2.7408	1005.87	1006.87	1.00	1.38	1.38	1.38	83	152
24-Dec-13	8:48	Rainy	007805	2.6333	2.6481	1030.87	1031.87	1.00	1.41	1.41	1.41	84	175
24-Dec-13	10:34	Rainy	007803	2.6550	2.6689	1031.87	1032.87	1.00	1.41	1.41	1.41	84	165
24-Dec-13	14:17	Rainy	006469	2.7456	2.7581	1032.87	1033.87	1.00	1.37	1.37	1.37	82	152



Location: CMA4a - SPCA

Report on 24-hour TSP monitoring

Action Level ( $\mu\text{g}/\text{m}^3$ ) - 171.2

Limit Level ( $\mu\text{g}/\text{m}^3$ ) - 260

Date	Sampling Time	Weather Condition	Filter paper no.	Filter Weight, g		Elapse Time, hr		Sampling Time, hr	Flow Rate, $\text{m}^3/\text{min}$			Total Volume, $\text{m}^3$	TSP Level, $\mu\text{g}/\text{m}^3$
				Initial	Final	Initial	Final		Initial, $Q_{si}$	Final, $Q_{sf}$	Average		
2-Dec-13	8:00	Fine	005990	2.6522	2.8240	17696.25	17720.25	24.00	1.35	1.35	1.35	1950	88
7-Dec-13	8:00	Fine	006476	2.7501	2.9591	17723.25	17747.25	24.00	1.35	1.35	1.35	1947	107
13-Dec-13	8:00	Cloudy	006223	2.6432	2.9004	17750.24	17774.24	24.00	1.35	1.35	1.35	1949	132
19-Dec-13	8:00	Cloudy	007808	2.6416	2.7475	17777.24	17801.24	24.00	1.35	1.35	1.35	1948	54
23-Dec-13	8:00	Cloudy	006682	2.6486	2.9017	17805.34	17829.34	24.00	1.35	1.35	1.35	1942	130

Report on 1-hour TSP monitoring

Action Level ( $\mu\text{g}/\text{m}^3$ ) - 312.5

Limit Level ( $\mu\text{g}/\text{m}^3$ ) - 500

Date	Sampling Time	Weather Condition	Filter paper no.	Filter Weight, g		Elapse Time, hr		Sampling Time, hr	Flow Rate, $\text{m}^3/\text{min}$			Total Volume, $\text{m}^3$	TSP Level, $\mu\text{g}/\text{m}^3$
				Initial	Final	Initial	Final		Initial, $Q_{si}$	Final, $Q_{sf}$	Average		
3-Dec-13	8:35	Fine	006247	2.6293	2.6404	17720.25	17721.25	1.00	1.35	1.35	1.35	81	137
3-Dec-13	9:40	Fine	006249	2.6486	2.6596	17721.25	17722.25	1.00	1.35	1.35	1.35	81	135
3-Dec-13	10:45	Fine	006243	2.6039	2.6130	17722.25	17723.25	1.00	1.32	1.32	1.32	79	115
9-Dec-13	10:26	Fine	006234	2.6429	2.6544	17747.25	17748.25	1.00	1.31	1.31	1.31	79	146
9-Dec-13	13:00	Fine	007673	2.6517	2.6653	17748.25	17749.25	1.00	1.31	1.31	1.31	79	173
9-Dec-13	14:05	Fine	005805	2.7941	2.8114	17749.25	17750.25	1.00	1.31	1.31	1.31	79	219
14-Dec-13	8:46	Rainy	007796	2.6187	2.6335	17724.24	17725.24	1.00	1.32	1.32	1.32	79	187
14-Dec-13	9:50	Rainy	007812	2.6400	2.6534	17725.24	17726.24	1.00	1.32	1.32	1.32	79	169
14-Dec-13	10:53	Rainy	007810	2.6133	2.6255	17726.24	17727.24	1.00	1.32	1.32	1.32	79	154
20-Dec-13	8:46	Cloudy	007674	2.6250	2.6291	17802.34	17803.34	1.00	1.35	1.35	1.35	81	51
20-Dec-13	9:50	Cloudy	006446	2.7624	2.7710	17803.34	17804.34	1.00	1.35	1.35	1.35	81	106
20-Dec-13	10:53	Cloudy	006681	2.6453	2.6565	17804.34	17805.34	1.00	1.35	1.35	1.35	81	138
24-Dec-13	8:40	Rainy	006399	2.6922	2.7105	17829.34	17830.34	1.00	1.35	1.35	1.35	81	226
24-Dec-13	10:18	Rainy	007804	2.6309	2.6465	17830.34	17831.34	1.00	1.35	1.35	1.35	81	193
24-Dec-13	14:08	Rainy	006470	2.7432	2.7556	17831.34	17832.34	1.00	1.35	1.35	1.35	81	153



Location: CMA5a - Children Garden opposite to Pedestrian Plaza

Report on 24-hour TSP monitoring

Action Level ( $\mu\text{g}/\text{m}^3$ ) - 181

Limit Level ( $\mu\text{g}/\text{m}^3$ ) - 260

Date	Sampling Time	Weather Condition	Filter paper no.	Filter Weight, g		Elapse Time, hr		Sampling Time, hr	Flow Rate, $\text{m}^3/\text{min}$			Total Volume, $\text{m}^3$	TSP Level, $\mu\text{g}/\text{m}^3$
				Initial	Final	Initial	Final		Initial, $Q_{si}$	Final, $Q_{sf}$	Average		
2-Dec-13	8:00	Fine	007633	2.6505	2.8230	18703.16	18727.16	24.00	1.36	1.36	1.36	1961	88
7-Dec-13	8:00	Fine	005965	2.6493	2.9351	18730.16	18754.16	24.00	1.36	1.36	1.36	1957	146
13-Dec-13	8:00	Cloudy	005802	2.7735	3.0648	18757.15	18781.15	24.00	1.32	1.32	1.32	1901	153
19-Dec-13	8:00	Cloudy	007559	2.6605	2.7752	18784.15	18808.15	24.00	1.32	1.32	1.32	1901	60
23-Dec-13	8:00	Cloudy	006418	2.7553	2.9762	18811.15	18835.15	24.00	1.32	1.31	1.31	1893	117

Report on 1-hour TSP monitoring

Action Level ( $\mu\text{g}/\text{m}^3$ ) - 332

Limit Level ( $\mu\text{g}/\text{m}^3$ ) - 500

Date	Sampling Time	Weather Condition	Filter paper no.	Filter Weight, g		Elapse Time, hr		Sampling Time, hr	Flow Rate, $\text{m}^3/\text{min}$			Total Volume, $\text{m}^3$	TSP Level, $\mu\text{g}/\text{m}^3$
				Initial	Final	Initial	Final		Initial, $Q_{si}$	Final, $Q_{sf}$	Average		
3-Dec-13	8:38	Fine	006030	2.6259	2.6391	18727.16	18728.16	1.00	1.36	1.36	1.36	82	162
3-Dec-13	9:42	Fine	005796	2.8551	2.8717	18728.16	18729.16	1.00	1.36	1.36	1.36	82	203
3-Dec-13	10:50	Fine	005798	2.8527	2.8663	18729.16	18730.16	1.00	1.36	1.36	1.36	82	167
9-Dec-13	8:06	Fine	006468	2.7513	2.7689	18754.16	18755.16	1.00	1.35	1.35	1.35	81	217
9-Dec-13	9:29	Fine	005935	2.6337	2.6594	18755.16	18756.16	1.00	1.35	1.35	1.35	81	316
9-Dec-13	13:00	Fine	006217	2.6638	2.6765	18756.16	18757.16	1.00	1.35	1.35	1.35	81	156
14-Dec-13	8:30	Rainy	007550	2.6373	2.6483	18781.15	18782.15	1.00	1.36	1.36	1.36	82	135
14-Dec-13	9:35	Rainy	007553	2.6417	2.6511	18782.15	18783.15	1.00	1.36	1.36	1.36	82	115
14-Dec-13	10:40	Rainy	007556	2.6723	2.6827	18783.15	18784.15	1.00	1.36	1.36	1.36	82	127
20-Dec-13	8:30	Cloudy	007562	2.6597	2.6671	18808.15	18809.15	1.00	1.36	1.36	1.36	82	91
20-Dec-13	9:35	Cloudy	007565	2.6635	2.6719	18809.15	18810.15	1.00	1.36	1.36	1.36	82	103
20-Dec-13	10:40	Cloudy	006421	2.7520	2.7594	18810.15	18811.15	1.00	1.36	1.36	1.36	82	91
24-Dec-13	8:35	Rainy	007663	2.6306	2.6389	18835.15	18836.15	1.00	1.35	1.35	1.35	81	102
24-Dec-13	9:45	Rainy	007657	2.6286	2.6382	18836.15	18837.15	1.00	1.35	1.35	1.35	81	118
24-Dec-13	10:50	Rainy	007662	2.6438	2.6531	18837.15	18838.15	1.00	1.35	1.35	1.35	81	115



Location: MA1e - International Finance Centre (Eastern Wing)

Report on 24-hour TSP monitoring

Action Level ( $\mu\text{g}/\text{m}^3$ ) - 173.4

Limit Level ( $\mu\text{g}/\text{m}^3$ ) - 260

Date	Sampling Time	Weather Condition	Filter paper no.	Filter Weight, g		Elapse Time, hr		Sampling Time, hr	Flow Rate, $\text{m}^3/\text{min}$			Total Volume, $\text{m}^3$	TSP Level, $\mu\text{g}/\text{m}^3$
				Initial	Final	Initial	Final		Initial, $Q_{si}$	Final, $Q_{sf}$	Average		
2-Dec-13	8:00	Fine	006402	2.6834	2.8535	14405.64	14429.64	24.00	1.37	1.37	1.37	1971	86
7-Dec-13	8:00	Fine	006407	2.7031	2.8564	14432.74	14456.74	24.00	1.27	1.27	1.27	1832	84
13-Dec-13	8:00	Cloudy	005804	2.7603	3.0371	14459.77	14483.77	24.00	1.35	1.35	1.35	1943	142
19-Dec-13	8:00	Cloudy	007619	2.6313	2.7348	14486.92	14510.92	24.00	1.35	1.35	1.35	1942	53
23-Dec-13	8:00	Cloudy	007542	2.6211	2.8585	14513.92	14537.92	24.00	1.34	1.34	1.34	1935	123

Report on 1-hour TSP monitoring

Action Level ( $\mu\text{g}/\text{m}^3$ ) - 325.1

Limit Level ( $\mu\text{g}/\text{m}^3$ ) - 500

Date	Sampling Time	Weather Condition	Filter paper no.	Filter Weight, g		Elapse Time, hr		Sampling Time, hr	Flow Rate, $\text{m}^3/\text{min}$			Total Volume, $\text{m}^3$	TSP Level, $\mu\text{g}/\text{m}^3$
				Initial	Final	Initial	Final		Initial, $Q_{si}$	Final, $Q_{sf}$	Average		
3-Dec-13	13:05	Fine	006425	2.7549	2.7649	14429.75	14430.75	1.00	1.31	1.31	1.31	79	127
3-Dec-13	14:33	Fine	006424	2.7827	2.7908	14430.75	14431.75	1.00	1.31	1.31	1.31	79	103
3-Dec-13	15:38	Fine	006423	2.7751	2.7845	14431.75	14432.75	1.00	1.31	1.31	1.31	79	119
9-Dec-13	8:10	Fine	006478	2.7412	2.7520	14456.74	14457.74	1.00	1.31	1.31	1.31	78	138
9-Dec-13	9:15	Fine	006480	2.7155	2.7252	14457.74	14458.74	1.00	1.27	1.27	1.27	76	127
9-Dec-13	10:20	Fine	006483	2.7488	2.7576	14458.74	14459.74	1.00	1.27	1.27	1.27	76	116
14-Dec-13	8:40	Rainy	006222	2.6385	2.6481	14483.77	14484.77	1.00	1.31	1.31	1.31	79	122
14-Dec-13	9:53	Rainy	006219	2.6532	2.6602	14484.77	14485.77	1.00	1.35	1.35	1.35	81	86
14-Dec-13	10:56	Rainy	007615	2.6367	2.6472	14485.77	14486.77	1.00	1.35	1.35	1.35	81	130
20-Dec-13	8:44	Cloudy	007646	2.6295	2.6353	14510.92	14511.92	1.00	1.31	1.31	1.31	79	74
20-Dec-13	9:49	Cloudy	007649	2.6283	2.6329	14511.92	14512.92	1.00	1.35	1.35	1.35	81	57
20-Dec-13	10:53	Cloudy	007538	2.6387	2.6458	14512.92	14513.92	1.00	1.35	1.35	1.35	81	88
24-Dec-13	8:20	Rainy	006382	2.6211	2.6348	14537.92	14538.92	1.00	1.31	1.31	1.31	78	175
24-Dec-13	9:25	Rainy	006379	2.6024	2.6157	14538.92	14539.92	1.00	1.34	1.34	1.34	81	165
24-Dec-13	10:30	Rainy	007787	2.6241	2.6349	14539.92	14540.92	1.00	1.34	1.34	1.34	81	134



Location: MA1w - International Finance Centre (Western Wing)

Report on 24-hour TSP monitoring

Action Level ( $\mu\text{g}/\text{m}^3$ ) - 173.4  
Limit Level ( $\mu\text{g}/\text{m}^3$ ) - 260

Date	Sampling Time	Weather Condition	Filter paper no.	Filter Weight, g		Elapse Time, hr		Sampling Time, hr	Flow Rate, $\text{m}^3/\text{min}$			Total Volume, $\text{m}^3$	TSP Level, $\mu\text{g}/\text{m}^3$
				Initial	Final	Initial	Final		Initial, $Q_{si}$	Final, $Q_{sf}$	Average		
2-Dec-13	8:00	Fine	006432	2.7393	2.9172	14455.96	14479.96	24.00	1.37	1.40	1.38	1992	89
7-Dec-13	8:00	Fine	006426	2.7644	3.0249	14482.95	14506.95	24.00	1.40	1.40	1.40	2014	129
13-Dec-13	8:00	Cloudy	005803	2.7836	3.1154	14509.94	14533.94	24.00	1.40	1.40	1.40	2016	165
19-Dec-13	8:00	Cloudy	007620	2.6287	2.7475	14536.94	14560.94	24.00	1.40	1.40	1.40	2015	59
23-Dec-13	8:00	Cloudy	007541	2.6261	2.8914	14563.94	14587.94	24.00	1.40	1.39	1.39	2008	132

Report on 1-hour TSP monitoring

Action Level ( $\mu\text{g}/\text{m}^3$ ) - 325.1  
Limit Level ( $\mu\text{g}/\text{m}^3$ ) - 500

Date	Sampling Time	Weather Condition	Filter paper no.	Filter Weight, g		Elapse Time, hr		Sampling Time, hr	Flow Rate, $\text{m}^3/\text{min}$			Total Volume, $\text{m}^3$	TSP Level, $\mu\text{g}/\text{m}^3$
				Initial	Final	Initial	Final		Initial, $Q_{si}$	Final, $Q_{sf}$	Average		
3-Dec-13	8:08	Fine	006404	2.6942	2.7089	14479.96	14480.96	1.00	1.40	1.40	1.40	84	175
3-Dec-13	9:15	Fine	006429	2.7675	2.7802	14480.96	14481.96	1.00	1.38	1.38	1.38	83	153
3-Dec-13	10:30	Fine	006428	2.7888	2.7996	14481.96	14482.96	1.00	1.40	1.40	1.40	84	129
9-Dec-13	8:30	Fine	006477	2.7676	2.7797	14506.95	14507.95	1.00	1.39	1.39	1.39	84	145
9-Dec-13	9:35	Fine	006481	2.7017	2.7128	14507.95	14508.95	1.00	1.36	1.36	1.36	82	136
9-Dec-13	10:40	Fine	006484	2.7249	2.7347	14508.95	14509.95	1.00	1.39	1.39	1.39	84	117
14-Dec-13	8:47	Rainy	006221	2.6569	2.6687	14533.94	14534.94	1.00	1.36	1.36	1.36	82	144
14-Dec-13	9:52	Rainy	006218	2.6459	2.6594	14534.94	14535.94	1.00	1.36	1.36	1.36	82	165
14-Dec-13	10:57	Rainy	007616	2.6366	2.6504	14535.94	14536.94	1.00	1.40	1.40	1.40	84	164
20-Dec-13	8:38	Cloudy	007647	2.6183	2.6243	14560.94	14561.94	1.00	1.36	1.36	1.36	82	73
20-Dec-13	9:42	Cloudy	007650	2.6372	2.6436	14561.94	14562.94	1.00	1.36	1.36	1.36	82	78
20-Dec-13	10:47	Cloudy	007539	2.6566	2.6635	14562.94	14563.94	1.00	1.40	1.40	1.40	84	82
24-Dec-13	8:10	Rainy	006381	2.5833	2.5967	14587.94	14588.94	1.00	1.36	1.36	1.36	82	164
24-Dec-13	9:15	Rainy	007791	2.6137	2.6257	14588.94	14589.94	1.00	1.36	1.36	1.36	82	147
24-Dec-13	10:20	Rainy	007788	2.6166	2.6251	14589.94	14590.94	1.00	1.39	1.39	1.39	84	102



Location: CMA1b - Oil Street Site Office

Report on 24-hour TSP monitoring

Action Level ( $\mu\text{g}/\text{m}^3$ ) - 176.7

Limit Level ( $\mu\text{g}/\text{m}^3$ ) - 260

Date	Sampling Time	Weather Condition	Filter paper no.	Filter Weight, g		Elapse Time, hr		Sampling Time, hr	Flow Rate, $\text{m}^3/\text{min}$			Total Volume, $\text{m}^3$	TSP Level, $\mu\text{g}/\text{m}^3$
				Initial	Final	Initial	Final		Initial, $Q_{si}$	Final, $Q_{sf}$	Average		
28-Dec-13	8:00	Fine	005937	2.6668	2.9234	3921.02	3945.02	24.00	1.34	1.34	1.34	1926	133
3-Jan-14	8:00	Fine	005948	2.6381	2.9659	3948.02	3972.02	24.00	1.33	1.33	1.33	1911	172
9-Jan-14	8:00	Cloudy	006394	2.6676	2.8890	3975.02	3999.02	24.00	1.33	1.33	1.33	1921	115
15-Jan-14	8:00	Fine	007573	2.6586	2.8205	4002.02	4026.02	24.00	1.34	1.34	1.34	1925	84
20-Jan-14	8:00	Fine	007574	2.6471	2.9046	4029.02	4053.02	24.00	1.37	1.37	1.37	1977	130
24-Jan-14	8:00	Fine	007582	2.6669	2.8155	4056.02	4080.02	24.00	1.39	1.39	1.39	1998	74

Report on 1-hour TSP monitoring

Action Level ( $\mu\text{g}/\text{m}^3$ ) - 320.1

Limit Level ( $\mu\text{g}/\text{m}^3$ ) - 500

Date	Sampling Time	Weather Condition	Filter paper no.	Filter Weight, g		Elapse Time, hr		Sampling Time, hr	Flow Rate, $\text{m}^3/\text{min}$			Total Volume, $\text{m}^3$	TSP Level, $\mu\text{g}/\text{m}^3$
				Initial	Final	Initial	Final		Initial, $Q_{si}$	Final, $Q_{sf}$	Average		
30-Dec-13	8:10	Fine	005940	2.6563	2.6734	3946.02	3947.02	1.00	1.34	1.34	1.34	80	213
30-Dec-13	9:15	Fine	005942	2.6314	2.6506	3947.02	3948.02	1.00	1.34	1.34	1.34	80	240
30-Dec-13	10:20	Fine	005944	2.6619	2.6824	3948.02	3949.02	1.00	1.34	1.34	1.34	80	256
4-Jan-14	8:33	Fine	005946	2.6454	2.6646	3972.02	3973.02	1.00	1.33	1.33	1.33	80	241
4-Jan-14	9:45	Fine	005914	2.6287	2.6455	3973.02	3974.02	1.00	1.33	1.33	1.33	80	211
4-Jan-14	10:50	Fine	005975	2.6241	2.6461	3974.02	3975.02	1.00	1.33	1.33	1.33	80	276
10-Jan-14	8:23	Cloudy	007598	2.6230	2.6369	3999.02	4000.02	1.00	1.33	1.33	1.33	80	174
10-Jan-14	9:27	Cloudy	007600	2.6518	2.6650	4000.02	4001.02	1.00	1.33	1.33	1.33	80	165
10-Jan-14	10:40	Cloudy	007602	2.6561	2.6653	4001.02	4002.02	1.00	1.33	1.33	1.33	80	115
16-Jan-14	8:20	Fine	007416	2.6566	2.6625	4026.02	4027.02	1.00	1.34	1.34	1.34	80	74
16-Jan-14	9:25	Fine	007418	2.6792	2.6870	4027.02	4028.02	1.00	1.34	1.34	1.34	80	97
16-Jan-14	10:30	Fine	007498	2.6393	2.6442	4028.02	4029.02	1.00	1.34	1.34	1.34	80	61
21-Jan-14	9:50	Fine	007577	2.6541	2.6673	4053.02	4054.02	1.00	1.39	1.39	1.39	84	158
21-Jan-14	10:52	Fine	007578	2.6521	2.6646	4054.02	4055.02	1.00	1.39	1.39	1.39	84	150
21-Jan-14	13:00	Fine	007580	2.6400	2.6550	4055.02	4056.02	1.00	1.39	1.39	1.39	84	180
25-Jan-14	8:22	Cloudy	007586	2.6288	2.6343	4080.02	4081.02	1.00	1.39	1.39	1.39	83	66
25-Jan-14	9:27	Cloudy	007588	2.6421	2.6502	4081.02	4082.02	1.00	1.39	1.39	1.39	83	97
25-Jan-14	10:33	Cloudy	007590	2.6494	2.6531	4082.02	4083.02	1.00	1.39	1.39	1.39	83	44





Location: CMA2a - Causeway Bay Community Centre

Report on 24-hour TSP monitoring  
Action Level ( $\mu\text{g}/\text{m}^3$ ) - 169.5  
Limit Level ( $\mu\text{g}/\text{m}^3$ ) - 260

Date	Sampling Time	Weather Condition	Filter paper no.	Filter Weight, g		Elapse Time, hr		Sampling Time, hr	Flow Rate, $\text{m}^3/\text{min}$			Total Volume, $\text{m}^3$	TSP Level, $\mu\text{g}/\text{m}^3$
				Initial	Final	Initial	Final		Initial, $Q_{si}$	Final, $Q_{sf}$	Average		
28-Dec-13	8:00	Fine	007532	2.6292	2.8432	13632.21	13656.21	24.00	1.36	1.36	1.36	1954	109
3-Jan-14	8:00	Fine	005947	2.6294	2.8285	13659.21	13683.21	24.00	1.34	1.35	1.35	1938	103
9-Jan-14	8:00	Cloudy	006395	2.6809	2.9030	13686.21	13710.21	24.00	1.35	1.35	1.35	1949	114
15-Jan-14	8:00	Fine	006385	2.5855	2.7535	13713.21	13737.21	24.00	1.36	1.36	1.36	1953	86
20-Jan-14	8:00	Fine	007575	2.6443	2.9016	13740.21	13764.21	24.00	1.35	1.36	1.35	1950	132
24-Jan-14	8:00	Fine	007583	2.6319	2.7280	13767.21	13791.21	24.00	1.31	1.31	1.31	1885	51

Report on 1-hour TSP monitoring  
Action Level ( $\mu\text{g}/\text{m}^3$ ) - 323.4  
Limit Level ( $\mu\text{g}/\text{m}^3$ ) - 500

Date	Sampling Time	Weather Condition	Filter paper no.	Filter Weight, g		Elapse Time, hr		Sampling Time, hr	Flow Rate, $\text{m}^3/\text{min}$			Total Volume, $\text{m}^3$	TSP Level, $\mu\text{g}/\text{m}^3$
				Initial	Final	Initial	Final		Initial, $Q_{si}$	Final, $Q_{sf}$	Average		
30-Dec-13	8:06	Fine	005941	2.6451	2.6644	13656.21	13657.21	1.00	1.35	1.35	1.35	81	237
30-Dec-13	9:10	Fine	005943	2.6543	2.6707	13657.21	13658.21	1.00	1.35	1.35	1.35	81	202
30-Dec-13	10:15	Fine	005945	2.6347	2.6543	13658.21	13659.21	1.00	1.35	1.35	1.35	81	241
4-Jan-14	8:45	Fine	005970	2.6451	2.6659	13683.21	13684.21	1.00	1.35	1.35	1.35	81	257
4-Jan-14	9:50	Fine	007569	2.6732	2.6827	13684.21	13685.21	1.00	1.35	1.35	1.35	81	118
4-Jan-14	10:55	Fine	005939	2.6475	2.6679	13685.21	13686.21	1.00	1.35	1.35	1.35	81	252
10-Jan-14	8:11	Cloudy	007597	2.6196	2.6289	13710.21	13711.21	1.00	1.35	1.35	1.35	81	114
10-Jan-14	9:19	Cloudy	007599	2.6315	2.6410	13711.21	13712.21	1.00	1.35	1.35	1.35	81	117
10-Jan-14	10:26	Cloudy	007601	2.6458	2.6546	13712.21	13713.21	1.00	1.35	1.35	1.35	81	108
16-Jan-14	8:09	Fine	007415	2.6681	2.6782	13737.21	13738.21	1.00	1.36	1.36	1.36	81	124
16-Jan-14	9:13	Fine	007417	2.6645	2.6678	13738.21	13739.21	1.00	1.36	1.36	1.36	81	41
16-Jan-14	10:20	Fine	007419	2.6565	2.6623	13739.21	13740.21	1.00	1.36	1.36	1.36	81	71
21-Jan-14	9:40	Fine	007576	2.6637	2.6753	13764.21	13765.21	1.00	1.36	1.36	1.36	81	143
21-Jan-14	10:55	Fine	007579	2.6619	2.6654	13765.21	13766.21	1.00	1.36	1.36	1.36	81	43
21-Jan-14	13:00	Fine	007581	2.6354	2.6502	13766.21	13767.21	1.00	1.36	1.36	1.36	81	182
25-Jan-14	8:30	Cloudy	007585	2.6315	2.6344	13791.21	13792.21	1.00	1.35	1.35	1.35	81	36
25-Jan-14	9:36	Cloudy	007587	2.6393	2.6459	13792.21	13793.21	1.00	1.35	1.35	1.35	81	82
25-Jan-14	10:42	Cloudy	007589	2.6708	2.6764	13793.21	13794.21	1.00	1.35	1.35	1.35	81	69



Location: CMA3a - CWB PRE Site Office Area

Report on 24-hour TSP monitoring

Action Level ( $\mu\text{g}/\text{m}^3$ ) - 171

Limit Level ( $\mu\text{g}/\text{m}^3$ ) - 260

Date	Sampling Time	Weather Condition	Filter paper no.	Filter Weight, g		Elapse Time, hr		Sampling Time, hr	Flow Rate, $\text{m}^3/\text{min}$			Total Volume, $\text{m}^3$	TSP Level, $\mu\text{g}/\text{m}^3$
				Initial	Final	Initial	Final		Initial, $Q_{si}$	Final, $Q_{sf}$	Average		
28-Dec-13	8:00	Fine	006471	2.7317	3.0684	1033.87	1057.87	24.00	1.42	1.42	1.42	2047	164
3-Jan-14	8:00	Fine	007525	2.6233	2.9673	1060.87	1084.87	24.00	1.41	1.41	1.41	2032	169
9-Jan-14	8:00	Cloudy	007512	2.6455	2.9139	1087.87	1111.87	24.00	1.42	1.42	1.42	2042	131
15-Jan-14	8:00	Fine	007572	2.6320	2.8376	1114.87	1138.87	24.00	1.42	1.42	1.42	2045	101
20-Jan-14	8:00	Fine	007768	2.6637	3.0081	1141.87	1165.87	24.00	1.42	1.42	1.42	2042	169
24-Jan-14	8:00	Fine	007773	2.6478	2.8303	1168.87	1192.87	24.00	1.42	1.41	1.41	2037	90

Report on 1-hour TSP monitoring

Action Level ( $\mu\text{g}/\text{m}^3$ ) - 311.3

Limit Level ( $\mu\text{g}/\text{m}^3$ ) - 500

Date	Sampling Time	Weather Condition	Filter paper no.	Filter Weight, g		Elapse Time, hr		Sampling Time, hr	Flow Rate, $\text{m}^3/\text{min}$			Total Volume, $\text{m}^3$	TSP Level, $\mu\text{g}/\text{m}^3$
				Initial	Final	Initial	Final		Initial, $Q_{si}$	Final, $Q_{sf}$	Average		
30-Dec-13	9:17	Fine	007530	2.6326	2.6423	1057.87	1058.87	1.00	1.39	1.39	1.39	83	117
30-Dec-13	10:23	Fine	007529	2.6328	2.6447	1058.87	1059.87	1.00	1.42	1.42	1.42	85	140
30-Dec-13	13:00	Fine	007527	2.6136	2.6319	1059.87	1060.87	1.00	1.39	1.39	1.39	83	220
4-Jan-14	8:20	Fine	006443	2.7984	2.8136	1084.87	1085.87	1.00	1.38	1.38	1.38	83	184
4-Jan-14	9:25	Fine	006447	2.7478	2.7645	1085.87	1086.87	1.00	1.41	1.41	1.41	85	197
4-Jan-14	10:30	Fine	007756	2.6570	2.6720	1086.87	1087.87	1.00	1.38	1.38	1.38	83	181
10-Jan-14	8:45	Cloudy	006392	2.6917	2.7164	1111.87	1112.87	1.00	1.42	1.42	1.42	85	290
10-Jan-14	9:49	Cloudy	006389	2.7026	2.7210	1112.87	1113.87	1.00	1.42	1.42	1.42	85	216
10-Jan-14	10:55	Cloudy	006387	2.6205	2.6351	1113.87	1114.87	1.00	1.42	1.42	1.42	85	172
16-Jan-14	9:20	Fine	007776	2.6274	2.6389	1138.87	1139.87	1.00	1.42	1.42	1.42	85	135
16-Jan-14	10:25	Fine	006388	2.6044	2.6174	1139.87	1140.87	1.00	1.42	1.42	1.42	85	153
16-Jan-14	13:00	Fine	007770	2.6388	2.6493	1140.87	1141.87	1.00	1.42	1.42	1.42	85	123
21-Jan-14	8:25	Fine	007772	2.6416	2.6573	1165.87	1166.87	1.00	1.42	1.42	1.42	85	184
21-Jan-14	9:30	Fine	007777	2.6457	2.6601	1166.87	1167.87	1.00	1.42	1.42	1.42	85	169
21-Jan-14	10:40	Fine	007778	2.6229	2.6372	1167.87	1168.87	1.00	1.42	1.42	1.42	85	168
25-Jan-14	8:25	Cloudy	004929	2.7857	2.7999	1192.87	1193.87	1.00	1.41	1.41	1.41	85	167
25-Jan-14	10:55	Cloudy	005934	2.6477	2.6634	1193.87	1194.87	1.00	1.41	1.41	1.41	85	185
25-Jan-14	13:00	Cloudy	007690	2.6509	2.6615	1194.87	1195.87	1.00	1.41	1.41	1.41	85	125



Location: CMA4a - SPCA

Report on 24-hour TSP monitoring  
Action Level ( $\mu\text{g}/\text{m}^3$ ) - 171.2  
Limit Level ( $\mu\text{g}/\text{m}^3$ ) - 260

Date	Sampling Time	Weather Condition	Filter paper no.	Filter Weight, g		Elapse Time, hr		Sampling Time, hr	Flow Rate, $\text{m}^3/\text{min}$			Total Volume, $\text{m}^3$	TSP Level, $\mu\text{g}/\text{m}^3$
				Initial	Final	Initial	Final		Initial, $Q_{si}$	Final, $Q_{sf}$	Average		
30-Dec-13	14:05	Fine	007524	2.6280	2.9455	17837.94	17861.94	24.00	1.36	1.36	1.36	1958	162
3-Jan-14	8:00	Fine	007519	2.6552	2.9811	17861.93	17885.93	24.00	1.35	1.35	1.35	1947	167
9-Jan-14	8:00	Cloudy	004910	2.7544	3.0075	17888.93	17912.93	24.00	1.36	1.36	1.36	1957	129
15-Jan-14	8:00	Fine	006386	2.6046	2.7005	17915.93	17939.93	24.00	1.36	1.36	1.36	1961	49
20-Jan-14	8:00	Fine	006326	2.6198	2.9401	17942.96	17966.96	24.00	1.37	1.37	1.37	1969	163
24-Jan-14	8:00	Fine	007781	2.6249	2.7918	17969.96	17993.96	24.00	1.36	1.36	1.36	1963	85

Due to electricity interruption, the 24hr TSP monitoring was rescheduled from 28 Dec 2013 to 30 Dec 2013.

Report on 1-hour TSP monitoring  
Action Level ( $\mu\text{g}/\text{m}^3$ ) - 312.5  
Limit Level ( $\mu\text{g}/\text{m}^3$ ) - 500

Date	Sampling Time	Weather Condition	Filter paper no.	Filter Weight, g		Elapse Time, hr		Sampling Time, hr	Flow Rate, $\text{m}^3/\text{min}$			Total Volume, $\text{m}^3$	TSP Level, $\mu\text{g}/\text{m}^3$
				Initial	Final	Initial	Final		Initial, $Q_{si}$	Final, $Q_{sf}$	Average		
30-Dec-13	9:03	Fine	007531	2.6226	2.6351	17834.94	17835.94	1.00	1.36	1.36	1.36	82	153
30-Dec-13	10:08	Fine	007528	2.6242	2.6379	17835.94	17836.94	1.00	1.36	1.36	1.36	82	168
30-Dec-13	13:00	Fine	007526	2.6375	2.6531	17836.94	17837.94	1.00	1.36	1.36	1.36	82	191
4-Jan-14	8:10	Fine	006449	2.7548	2.7681	17885.93	17886.93	1.00	1.35	1.35	1.35	81	164
4-Jan-14	9:15	Fine	006444	2.7886	2.8022	17886.93	17887.93	1.00	1.35	1.35	1.35	81	168
4-Jan-14	10:20	Fine	006448	2.7431	2.7563	17887.93	17888.93	1.00	1.35	1.35	1.35	81	163
10-Jan-14	8:40	Cloudy	006393	2.6869	2.7099	17912.93	17913.93	1.00	1.36	1.36	1.36	82	282
10-Jan-14	9:43	Cloudy	006391	2.6864	2.7047	17913.93	17914.93	1.00	1.36	1.36	1.36	82	224
10-Jan-14	10:45	Cloudy	006390	2.6869	2.7103	17914.93	17915.93	1.00	1.36	1.36	1.36	82	287
16-Jan-14	9:05	Fine	007775	2.6114	2.6167	17939.93	17940.93	1.00	1.36	1.36	1.36	82	65
16-Jan-14	10:15	Fine	007774	2.6367	2.6422	17940.93	17941.93	1.00	1.36	1.36	1.36	82	67
16-Jan-14	13:00	Fine	006325	2.6019	2.6082	17941.93	17942.93	1.00	1.36	1.36	1.36	82	77
21-Jan-14	8:15	Fine	007769	2.6775	2.6894	17966.96	17967.96	1.00	1.37	1.37	1.37	82	145
21-Jan-14	9:20	Fine	007779	2.6275	2.6403	17967.96	17968.96	1.00	1.37	1.37	1.37	82	156
21-Jan-14	10:25	Fine	007780	2.6002	2.6123	17968.96	17969.96	1.00	1.37	1.37	1.37	82	147
25-Jan-14	8:10	Cloudy	004911	2.7574	2.7682	17993.96	17994.96	1.00	1.36	1.36	1.36	82	132
25-Jan-14	9:14	Cloudy	006653	2.6443	2.6519	17994.96	17995.96	1.00	1.36	1.36	1.36	82	93
25-Jan-14	10:21	Cloudy	007718	2.6396	2.6506	17996.96	17997.96	1.00	1.36	1.36	1.36	82	135



Location: CMA5a - Children Garden opposite to Pedestrian Plaza

Report on 24-hour TSP monitoring

Action Level ( $\mu\text{g}/\text{m}^3$ ) - 181  
Limit Level ( $\mu\text{g}/\text{m}^3$ ) - 260

Date	Sampling Time	Weather Condition	Filter paper no.	Filter Weight, g		Elapse Time, hr		Sampling Time, hr	Flow Rate, $\text{m}^3/\text{min}$			Total Volume, $\text{m}^3$	TSP Level, $\mu\text{g}/\text{m}^3$
				Initial	Final	Initial	Final		Initial, $Q_{si}$	Final, $Q_{sf}$	Average		
28-Dec-13	8:00	Fine	006307	2.6065	2.7471	18838.15	18862.15	24.00	1.33	1.33	1.33	1917	73
3-Jan-14	8:00	Fine	006015	2.6645	3.0059	18865.15	18889.15	24.00	1.32	1.32	1.32	1899	180
9-Jan-14	8:00	Cloudy	007760	2.6374	2.8263	18892.14	18916.14	24.00	1.33	1.33	1.33	1911	99
15-Jan-14	8:00	Fine	007604	2.6584	2.8034	18919.14	18943.14	24.00	1.33	1.33	1.33	1915	76
20-Jan-14	8:00	Fine	005997	2.6220	2.8804	18946.14	18970.14	24.00	1.37	1.37	1.37	1975	131
24-Jan-14	8:00	Fine	007743	2.6353	2.7761	18973.14	18997.14	24.00	1.33	1.33	1.33	1918	73

Report on 1-hour TSP monitoring

Action Level ( $\mu\text{g}/\text{m}^3$ ) - 332  
Limit Level ( $\mu\text{g}/\text{m}^3$ ) - 500

Date	Sampling Time	Weather Condition	Filter paper no.	Filter Weight, g		Elapse Time, hr		Sampling Time, hr	Flow Rate, $\text{m}^3/\text{min}$			Total Volume, $\text{m}^3$	TSP Level, $\mu\text{g}/\text{m}^3$
				Initial	Final	Initial	Final		Initial, $Q_{si}$	Final, $Q_{sf}$	Average		
30-Dec-13	10:10	Fine	006398	2.6942	2.7176	18862.15	18863.15	1.00	1.37	1.37	1.37	82	285
30-Dec-13	13:00	Fine	006287	2.6051	2.6250	18863.15	18864.15	1.00	1.37	1.37	1.37	82	242
30-Dec-13	14:14	Fine	006009	2.6248	2.6479	18864.15	18865.15	1.00	1.37	1.37	1.37	82	281
4-Jan-14	8:10	Fine	007516	2.6533	2.6625	18889.15	18890.15	1.00	1.36	1.36	1.36	82	113
4-Jan-14	9:15	Fine	007592	2.6210	2.6320	18890.15	18891.15	1.00	1.36	1.36	1.36	82	135
4-Jan-14	10:20	Fine	004930	2.7654	2.7857	18891.15	18892.15	1.00	1.36	1.36	1.36	82	249
10-Jan-14	8:25	Cloudy	007507	2.6234	2.6293	18916.14	18917.14	1.00	1.33	1.33	1.33	80	74
10-Jan-14	9:30	Cloudy	007504	2.6547	2.6573	18917.14	18918.14	1.00	1.33	1.33	1.33	80	33
10-Jan-14	10:35	Cloudy	007501	2.6391	2.6487	18918.14	18919.14	1.00	1.33	1.33	1.33	80	121
16-Jan-14	10:55	Fine	006324	2.6260	2.6345	18943.14	18944.14	1.00	1.31	1.31	1.31	79	108
16-Jan-14	13:00	Fine	007802	2.6325	2.6396	18944.14	18945.14	1.00	1.31	1.31	1.31	79	90
16-Jan-14	14:05	Fine	007422	2.6652	2.6714	18945.14	18946.14	1.00	1.31	1.31	1.31	79	79
21-Jan-14	8:15	Fine	007495	2.6361	2.6453	18970.14	18971.14	1.00	1.37	1.37	1.37	82	112
21-Jan-14	9:26	Fine	007428	2.6678	2.6778	18971.14	18972.14	1.00	1.37	1.37	1.37	82	121
21-Jan-14	10:34	Fine	006343	2.6662	2.6794	18972.14	18973.14	1.00	1.37	1.37	1.37	82	160
25-Jan-14	8:47	Cloudy	007715	2.6329	2.6468	18997.14	18998.14	1.00	1.29	1.29	1.29	78	179
25-Jan-14	9:50	Cloudy	007661	2.6466	2.6545	18998.14	18999.14	1.00	1.29	1.29	1.29	78	102
25-Jan-14	10:52	Cloudy	007688	2.6326	2.6455	18999.14	19000.14	1.00	1.29	1.29	1.29	78	166



Location: MA1e - International Finance Centre (Eastern Wing)

Report on 24-hour TSP monitoring

Action Level ( $\mu\text{g}/\text{m}^3$ ) - 173.4

Limit Level ( $\mu\text{g}/\text{m}^3$ ) - 260

Date	Sampling Time	Weather Condition	Filter paper no.	Filter Weight, g		Elapse Time, hr		Sampling Time, hr	Flow Rate, $\text{m}^3/\text{min}$			Total Volume, $\text{m}^3$	TSP Level, $\mu\text{g}/\text{m}^3$
				Initial	Final	Initial	Final		Initial, $Q_{si}$	Final, $Q_{sf}$	Average		
28-Dec-13	8:00	Fine	007786	2.6447	2.9259	14540.92	14564.92	24.00	1.36	1.36	1.36	1957	144
3-Jan-14	8:00	Fine	005977	2.6425	2.9785	14567.92	14591.92	24.00	1.35	1.35	1.35	1941	173
9-Jan-14	8:00	Cloudy	006018	2.6300	2.8208	14594.91	14618.91	24.00	1.35	1.36	1.36	1951	98
15-Jan-14	8:00	Fine	006003	2.6236	2.7647	14621.91	14645.91	24.00	1.36	1.36	1.36	1956	72
20-Jan-14	8:00	Fine	007424	2.6898	2.9756	14648.91	14672.91	24.00	1.35	1.35	1.35	1943	147
24-Jan-14	8:00	Fine	006374	2.6209	2.7454	14675.91	14699.91	24.00	1.35	1.34	1.34	1937	64

Report on 1-hour TSP monitoring

Action Level ( $\mu\text{g}/\text{m}^3$ ) - 325.1

Limit Level ( $\mu\text{g}/\text{m}^3$ ) - 500

Date	Sampling Time	Weather Condition	Filter paper no.	Filter Weight, g		Elapse Time, hr		Sampling Time, hr	Flow Rate, $\text{m}^3/\text{min}$			Total Volume, $\text{m}^3$	TSP Level, $\mu\text{g}/\text{m}^3$
				Initial	Final	Initial	Final		Initial, $Q_{si}$	Final, $Q_{sf}$	Average		
30-Dec-13	8:23	Fine	007610	2.6524	2.6666	14564.92	14565.92	1.00	1.39	1.39	1.39	84	170
30-Dec-13	9:33	Fine	005991	2.6509	2.6695	14565.92	14566.92	1.00	1.39	1.39	1.39	84	222
30-Dec-13	10:39	Fine	007611	2.6693	2.6788	14566.92	14567.92	1.00	1.39	1.39	1.39	84	114
4-Jan-14	8:10	Fine	006284	2.6298	2.6368	14591.92	14592.92	1.00	1.39	1.39	1.39	83	84
4-Jan-14	9:18	Fine	006282	2.6115	2.6267	14592.92	14593.92	1.00	1.39	1.39	1.39	83	183
4-Jan-14	10:26	Fine	006283	2.6084	2.6322	14593.92	14594.92	1.00	1.39	1.39	1.39	83	286
10-Jan-14	8:33	Cloudy	005994	2.6333	2.6481	14618.91	14619.91	1.00	1.39	1.39	1.39	84	177
10-Jan-14	9:41	Cloudy	006285	2.6354	2.6459	14619.91	14620.91	1.00	1.39	1.39	1.39	84	126
10-Jan-14	10:44	Cloudy	006014	2.6446	2.6574	14620.91	14621.91	1.00	1.39	1.39	1.39	84	153
16-Jan-14	8:29	Fine	007797	2.6303	2.6388	14645.91	14646.91	1.00	1.36	1.36	1.36	81	104
16-Jan-14	9:40	Fine	006441	2.7686	2.7768	14646.91	14647.91	1.00	1.36	1.36	1.36	81	101
16-Jan-14	10:46	Fine	007499	2.6459	2.6506	14647.91	14648.91	1.00	1.36	1.36	1.36	81	58
21-Jan-14	8:21	Fine	007714	2.6553	2.6718	14672.91	14673.91	1.00	1.35	1.35	1.35	81	204
21-Jan-14	9:32	Fine	007713	2.6370	2.6555	14673.91	14674.91	1.00	1.35	1.35	1.35	81	228
21-Jan-14	10:38	Fine	007712	2.6478	2.6658	14674.91	14675.91	1.00	1.35	1.35	1.35	81	222
25-Jan-14	8:09	Cloudy	006341	2.7005	2.7031	14699.91	14700.91	1.00	1.34	1.34	1.34	81	32
25-Jan-14	9:16	Cloudy	006311	2.6298	2.6368	14700.91	14701.91	1.00	1.34	1.34	1.34	81	87
25-Jan-14	10:23	Cloudy	006312	2.6177	2.6240	14701.91	14702.91	1.00	1.34	1.34	1.34	81	78



Location: MA1w - International Finance Centre (Western Wing)

Report on 24-hour TSP monitoring

Action Level ( $\mu\text{g}/\text{m}^3$ ) - 173.4

Limit Level ( $\mu\text{g}/\text{m}^3$ ) - 260

Date	Sampling Time	Weather Condition	Filter paper no.	Filter Weight, g		Elapse Time, hr		Sampling Time, hr	Flow Rate, $\text{m}^3/\text{min}$			Total Volume, $\text{m}^3$	TSP Level, $\mu\text{g}/\text{m}^3$
				Initial	Final	Initial	Final		Initial, $Q_{si}$	Final, $Q_{sf}$	Average		
28-Dec-13	8:00	Fine	007785	2.6540	2.9678	14590.94	14614.94	24.00	1.41	1.41	1.41	2030	155
3-Jan-14	8:00	Fine	005983	2.6391	2.9783	14617.94	14641.94	24.00	1.40	1.40	1.40	2014	168
9-Jan-14	8:00	Cloudy	005996	2.6354	2.8743	14644.93	14668.93	24.00	1.40	1.41	1.41	2024	118
15-Jan-14	8:00	Fine	006602	2.6178	2.7936	14671.93	14695.93	24.00	1.41	1.41	1.41	2028	87
20-Jan-14	8:00	Fine	007425	2.6640	2.9906	14698.93	14722.93	24.00	1.40	1.40	1.40	2021	162
24-Jan-14	8:00	Fine	006373	2.6329	2.7937	14725.93	14749.93	24.00	1.40	1.40	1.40	2014	80

Report on 1-hour TSP monitoring

Action Level ( $\mu\text{g}/\text{m}^3$ ) - 325.1

Limit Level ( $\mu\text{g}/\text{m}^3$ ) - 500

Date	Sampling Time	Weather Condition	Filter paper no.	Filter Weight, g		Elapse Time, hr		Sampling Time, hr	Flow Rate, $\text{m}^3/\text{min}$			Total Volume, $\text{m}^3$	TSP Level, $\mu\text{g}/\text{m}^3$
				Initial	Final	Initial	Final		Initial, $Q_{si}$	Final, $Q_{sf}$	Average		
30-Dec-13	8:31	Fine	007609	2.6239	2.6385	14614.94	14615.94	1.00	1.41	1.41	1.41	84	173
30-Dec-13	9:41	Fine	007608	2.6668	2.6792	14615.94	14616.94	1.00	1.41	1.41	1.41	84	147
30-Dec-13	10:48	Fine	007607	2.6671	2.6782	14616.94	14617.94	1.00	1.41	1.41	1.41	84	131
4-Jan-14	8:18	Fine	006288	2.6324	2.6468	14641.94	14642.94	1.00	1.40	1.40	1.40	84	171
4-Jan-14	9:26	Fine	006287	2.6420	2.6580	14642.94	14643.94	1.00	1.40	1.40	1.40	84	191
4-Jan-14	10:33	Fine	006286	2.6215	2.6370	14643.94	14644.94	1.00	1.40	1.40	1.40	84	185
10-Jan-14	8:40	Cloudy	005993	2.6322	2.6514	14668.93	14669.93	1.00	1.41	1.41	1.41	84	228
10-Jan-14	9:46	Cloudy	006008	2.6184	2.6365	14669.93	14670.93	1.00	1.41	1.41	1.41	84	214
10-Jan-14	10:50	Cloudy	006007	2.6179	2.6377	14670.93	14671.93	1.00	1.41	1.41	1.41	84	235
16-Jan-14	8:35	Fine	007800	2.6345	2.6455	14695.93	14696.93	1.00	1.41	1.41	1.41	84	130
16-Jan-14	9:43	Fine	007799	2.6288	2.6389	14696.93	14697.93	1.00	1.41	1.41	1.41	84	120
16-Jan-14	10:50	Fine	007798	2.6277	2.6371	14697.93	14698.93	1.00	1.41	1.41	1.41	84	111
21-Jan-14	8:31	Fine	007711	2.6277	2.6485	14722.93	14723.93	1.00	1.40	1.40	1.40	84	247
21-Jan-14	9:40	Fine	007710	2.6206	2.6420	14723.93	14724.93	1.00	1.40	1.40	1.40	84	254
21-Jan-14	10:44	Fine	006378	2.5971	2.6124	14724.93	14725.93	1.00	1.40	1.40	1.40	84	182
25-Jan-14	8:05	Cloudy	006336	2.6246	2.6305	14749.93	14750.93	1.00	1.40	1.40	1.40	84	70
25-Jan-14	9:13	Cloudy	006337	2.6429	2.6487	14750.93	14751.93	1.00	1.40	1.40	1.40	84	69
25-Jan-14	10:17	Cloudy	006338	2.6174	2.6227	14751.93	14752.93	1.00	1.40	1.40	1.40	84	63



Location: CMA1b - Oil Street Site Office

Report on 24-hour TSP monitoring

Action Level ( $\mu\text{g}/\text{m}^3$ ) - 176.7

Limit Level ( $\mu\text{g}/\text{m}^3$ ) - 260

Date	Sampling Time	Weather Condition	Filter paper no.	Filter Weight, g		Elapse Time, hr		Sampling Time, hr	Flow Rate, $\text{m}^3/\text{min}$			Total Volume, $\text{m}^3$	TSP Level, $\mu\text{g}/\text{m}^3$
				Initial	Final	Initial	Final		Initial, $Q_{si}$	Final, $Q_{sf}$	Average		
29-Jan-14	8:00	Fine	006440	2.7367	2.8861	4083.02	4107.02	24.00	1.39	1.39	1.39	1996	75
4-Feb-14	8:00	Cloudy	006306	2.6278	2.7864	4110.03	4134.03	24.00	1.38	1.39	1.39	1995	80
10-Feb-14	8:00	Cloudy	007820	2.8292	2.9425	4137.03	4161.03	24.00	1.40	1.40	1.40	2013	56
15-Feb-14	8:00	Cloudy	007732	2.6435	2.7876	4164.03	4188.03	24.00	1.39	1.39	1.39	2006	72
21-Feb-14	8:00	Cloudy	006438	2.7777	2.9364	4191.02	4215.02	24.00	1.39	1.39	1.39	2006	79
27-Feb-14	8:00	Cloudy	007986	2.8632	2.9105	4218.02	4242.02	24.00	1.38	1.38	1.38	1993	24

Report on 1-hour TSP monitoring

Action Level ( $\mu\text{g}/\text{m}^3$ ) - 320.1

Limit Level ( $\mu\text{g}/\text{m}^3$ ) - 500

Date	Sampling Time	Weather Condition	Filter paper no.	Filter Weight, g		Elapse Time, hr		Sampling Time, hr	Flow Rate, $\text{m}^3/\text{min}$			Total Volume, $\text{m}^3$	TSP Level, $\mu\text{g}/\text{m}^3$
				Initial	Final	Initial	Final		Initial, $Q_{si}$	Final, $Q_{sf}$	Average		
30-Jan-14	8:09	Fine	006347	2.6730	2.6782	4107.02	4108.02	1.00	1.39	1.39	1.39	83	63
30-Jan-14	9:14	Fine	006349	2.6774	2.6827	4108.02	4109.02	1.00	1.39	1.39	1.39	83	64
30-Jan-14	10:18	Fine	006300	2.6144	2.6229	4109.02	4110.02	1.00	1.39	1.39	1.39	83	102
5-Feb-14	8:04	Cloudy	006305	2.6317	2.6397	4134.03	4135.03	1.00	1.39	1.39	1.39	83	96
5-Feb-14	9:10	Cloudy	007814	2.8534	2.8583	4135.03	4136.03	1.00	1.39	1.39	1.39	83	59
5-Feb-14	10:14	Cloudy	007817	2.8429	2.8470	4136.03	4137.03	1.00	1.39	1.39	1.39	83	49
11-Feb-14	8:16	Cloudy	007723	2.6555	2.6607	4161.03	4162.03	1.00	1.40	1.40	1.40	84	62
11-Feb-14	9:22	Cloudy	007726	2.6620	2.6664	4162.03	4163.03	1.00	1.40	1.40	1.40	84	52
11-Feb-14	10:28	Cloudy	007729	2.6565	2.6599	4163.03	4164.03	1.00	1.40	1.40	1.40	84	41
17-Feb-14	8:13	Cloudy	007926	2.8487	2.8606	4188.03	4189.03	1.00	1.39	1.39	1.39	83	143
17-Feb-14	9:29	Cloudy	007735	2.6412	2.6480	4189.03	4190.03	1.00	1.39	1.39	1.39	83	82
17-Feb-14	10:34	Cloudy	007737	2.6436	2.6490	4190.03	4191.03	1.00	1.39	1.39	1.39	83	65
22-Feb-14	8:12	Cloudy	007980	2.8523	2.8619	4215.02	4216.02	1.00	1.36	1.36	1.36	81	118
22-Feb-14	9:23	Cloudy	007982	2.8629	2.8732	4216.02	4217.02	1.00	1.36	1.36	1.36	81	127
22-Feb-14	10:26	Cloudy	007984	2.8574	2.8687	4217.02	4218.02	1.00	1.36	1.36	1.36	81	139
28-Feb-14	10:00	Cloudy	007992	2.8630	2.8753	4242.77	4243.77	1.00	1.42	1.42	1.42	85	144
28-Feb-14	13:00	Cloudy	007994	2.8497	2.8548	4243.77	4244.77	1.00	1.35	1.35	1.35	81	63
28-Feb-14	14:00	Cloudy	007996	2.8385	2.8463	4244.77	4245.77	1.00	1.35	1.35	1.35	81	96

Location: CMA2a - Causeway Bay Community Centre

Report on 24-hour TSP monitoring  
Action Level ( $\mu\text{g}/\text{m}^3$ ) - 169.5  
Limit Level ( $\mu\text{g}/\text{m}^3$ ) - 260

Date	Sampling Time	Weather Condition	Filter paper no.	Filter Weight, g		Elapse Time, hr		Sampling Time, hr	Flow Rate, $\text{m}^3/\text{min}$			Total Volume, $\text{m}^3$	TSP Level, $\mu\text{g}/\text{m}^3$
				Initial	Final	Initial	Final		Initial, $Q_{si}$	Final, $Q_{sf}$	Average		
29-Jan-14	8:00	Fine	006439	2.7383	2.8858	13794.21	13818.21	24.00	1.35	1.35	1.35	1942	76
4-Feb-14	8:00	Cloudy	006302	2.6234	2.7848	13821.22	13845.22	24.00	1.35	1.35	1.35	1940	83
10-Feb-14	8:00	Cloudy	007819	2.8451	2.9521	13848.22	13872.22	24.00	1.36	1.36	1.36	1961	55
15-Feb-14	8:00	Cloudy	007733	2.6500	2.8573	13875.22	13899.22	24.00	1.36	1.35	1.36	1952	106
21-Feb-14	8:00	Cloudy	007927	2.8546	3.0560	13902.22	13926.22	24.00	1.36	1.35	1.36	1952	103
27-Feb-14	8:00	Cloudy	007987	2.8588	2.9823	13929.22	13953.22	24.00	1.39	1.39	1.39	1997	62

Report on 1-hour TSP monitoring  
Action Level ( $\mu\text{g}/\text{m}^3$ ) - 323.4  
Limit Level ( $\mu\text{g}/\text{m}^3$ ) - 500

Date	Sampling Time	Weather Condition	Filter paper no.	Filter Weight, g		Elapse Time, hr		Sampling Time, hr	Flow Rate, $\text{m}^3/\text{min}$			Total Volume, $\text{m}^3$	TSP Level, $\mu\text{g}/\text{m}^3$
				Initial	Final	Initial	Final		Initial, $Q_{si}$	Final, $Q_{sf}$	Average		
30-Jan-14	8:15	Fine	006346	2.6904	2.6959	13818.21	13819.21	1.00	1.35	1.35	1.35	81	68
30-Jan-14	9:19	Fine	006348	2.6700	2.6780	13819.21	13820.21	1.00	1.35	1.35	1.35	81	99
30-Jan-14	10:24	Fine	006350	2.6770	2.6828	13820.21	13821.21	1.00	1.35	1.35	1.35	81	72
5-Feb-14	8:44	Cloudy	006304	2.6186	2.6259	13845.22	13846.22	1.00	1.35	1.35	1.35	81	90
5-Feb-14	9:48	Cloudy	007759	2.6562	2.6600	13846.22	13847.22	1.00	1.35	1.35	1.35	81	47
5-Feb-14	10:52	Cloudy	007816	2.8417	2.8435	13847.22	13848.22	1.00	1.35	1.35	1.35	81	22
11-Feb-14	8:31	Cloudy	007724	2.6601	2.6689	13872.22	13873.22	1.00	1.36	1.36	1.36	82	108
11-Feb-14	9:34	Cloudy	007727	2.6221	2.6280	13873.22	13874.22	1.00	1.36	1.36	1.36	82	72
11-Feb-14	10:39	Cloudy	007730	2.6090	2.6156	13874.22	13875.22	1.00	1.36	1.36	1.36	82	81
17-Feb-14	8:19	Cloudy	007918	2.8483	2.8581	13899.22	13900.22	1.00	1.35	1.35	1.35	81	121
17-Feb-14	9:23	Cloudy	007736	2.6341	2.6414	13900.22	13901.22	1.00	1.35	1.35	1.35	81	90
17-Feb-14	10:29	Cloudy	007738	2.6169	2.6243	13901.22	13902.22	1.00	1.35	1.35	1.35	81	91
22-Feb-14	8:05	Cloudy	007891	2.8470	2.8570	13926.22	13927.22	1.00	1.35	1.35	1.35	81	123
22-Feb-14	9:12	Cloudy	007983	2.8560	2.8668	13927.22	13928.22	1.00	1.35	1.35	1.35	81	133
22-Feb-14	10:23	Cloudy	007985	2.8569	2.8642	13928.22	13929.22	1.00	1.35	1.35	1.35	81	90
28-Feb-14	10:00	Cloudy	007993	2.8552	2.8600	13953.22	13954.22	1.00	1.35	1.35	1.35	81	59
28-Feb-14	13:00	Cloudy	007995	2.8608	2.8696	13954.22	13955.22	1.00	1.35	1.35	1.35	81	109
28-Feb-14	14:05	Cloudy	007997	2.8714	2.8800	13955.22	13956.22	1.00	1.35	1.35	1.35	81	106





Location: CMA3a - CWB PRE Site Office Area

Report on 24-hour TSP monitoring

Action Level ( $\mu\text{g}/\text{m}^3$ ) - 171

Limit Level ( $\mu\text{g}/\text{m}^3$ ) - 260

Date	Sampling Time	Weather Condition	Filter paper no.	Filter Weight, g		Elapse Time, hr		Sampling Time, hr	Flow Rate, $\text{m}^3/\text{min}$			Total Volume, $\text{m}^3$	TSP Level, $\mu\text{g}/\text{m}^3$
				Initial	Final	Initial	Final		Initial, $Q_{si}$	Final, $Q_{sf}$	Average		
29-Jan-14	8:00	Fine	006442	2.7538	2.9158	1195.87	1219.87	24.00	1.41	1.41	1.41	2035	80
4-Feb-14	8:00	Cloudy	007828	2.8307	2.9718	1222.87	1246.87	24.00	1.41	1.41	1.41	2034	69
10-Feb-14	8:00	Cloudy	007857	2.8492	3.0322	1249.88	1273.88	24.00	1.42	1.42	1.42	2051	89
15-Feb-14	8:00	Cloudy	007765	2.6409	2.7870	1276.88	1300.88	24.00	1.42	1.42	1.42	2044	71
21-Feb-14	8:00	Cloudy	007836	2.8414	3.0450	1303.87	1327.87	24.00	1.41	1.41	1.41	2031	100
27-Feb-14	8:00	Cloudy	007967	2.8577	2.9515	1330.87	1354.87	24.00	1.40	1.40	1.40	2019	46

Report on 1-hour TSP monitoring

Action Level ( $\mu\text{g}/\text{m}^3$ ) - 311.3

Limit Level ( $\mu\text{g}/\text{m}^3$ ) - 500

Date	Sampling Time	Weather Condition	Filter paper no.	Filter Weight, g		Elapse Time, hr		Sampling Time, hr	Flow Rate, $\text{m}^3/\text{min}$			Total Volume, $\text{m}^3$	TSP Level, $\mu\text{g}/\text{m}^3$
				Initial	Final	Initial	Final		Initial, $Q_{si}$	Final, $Q_{sf}$	Average		
30-Jan-14	9:25	Fine	007720	2.6698	2.6808	1219.87	1220.87	1.00	1.41	1.41	1.41	85	130
30-Jan-14	10:42	Fine	007917	2.8573	2.8671	1220.87	1221.87	1.00	1.41	1.41	1.41	85	116
30-Jan-14	13:00	Fine	007697	2.6359	2.6514	1221.87	1222.87	1.00	1.41	1.41	1.41	85	183
5-Feb-14	8:31	Cloudy	007856	2.8540	2.8555	1246.87	1247.87	1.00	1.41	1.41	1.41	85	18
5-Feb-14	9:36	Cloudy	007863	2.8364	2.8408	1247.87	1248.87	1.00	1.41	1.41	1.41	85	52
5-Feb-14	10:40	Cloudy	007861	2.8452	2.8469	1248.87	1249.87	1.00	1.41	1.41	1.41	85	20
11-Feb-14	8:20	Cloudy	006315	2.6373	2.6473	1273.88	1274.88	1.00	1.42	1.42	1.42	85	117
11-Feb-14	9:23	Cloudy	006316	2.6079	2.6231	1274.88	1275.88	1.00	1.42	1.42	1.42	85	178
11-Feb-14	10:27	Cloudy	006317	2.6197	2.6349	1275.88	1276.88	1.00	1.42	1.42	1.42	85	178
17-Feb-14	8:11	Cloudy	007833	2.8368	2.8421	1300.88	1301.88	1.00	1.41	1.41	1.41	85	63
17-Feb-14	9:17	Cloudy	007834	2.8661	2.8746	1301.88	1302.88	1.00	1.41	1.41	1.41	85	100
17-Feb-14	10:20	Cloudy	007835	2.8400	2.8484	1302.88	1303.88	1.00	1.41	1.41	1.41	85	99
22-Feb-14	8:21	Cloudy	007971	2.8460	2.8574	1327.87	1328.87	1.00	1.38	1.38	1.38	83	138
22-Feb-14	9:57	Cloudy	007907	2.8469	2.8580	1328.87	1329.87	1.00	1.38	1.38	1.38	83	134
22-Feb-14	10:59	Cloudy	007908	2.8235	2.8358	1329.87	1330.87	1.00	1.38	1.38	1.38	83	149
28-Feb-14	9:35	Cloudy	005481	2.8055	2.8157	1354.87	1355.87	1.00	1.40	1.40	1.40	84	121
28-Feb-14	10:50	Cloudy	005483	2.7985	2.8091	1355.87	1356.87	1.00	1.40	1.40	1.40	84	126
28-Feb-14	13:00	Cloudy	005485	2.7871	2.7967	1356.87	1357.87	1.00	1.40	1.40	1.40	84	114



Location: CMA4a - SPCA

Report on 24-hour TSP monitoring  
Action Level ( $\mu\text{g}/\text{m}^3$ ) - 171.2  
Limit Level ( $\mu\text{g}/\text{m}^3$ ) - 260

Date	Sampling Time	Weather Condition	Filter paper no.	Filter Weight, g		Elapse Time, hr		Sampling Time, hr	Flow Rate, $\text{m}^3/\text{min}$			Total Volume, $\text{m}^3$	TSP Level, $\mu\text{g}/\text{m}^3$
				Initial	Final	Initial	Final		Initial, $Q_{si}$	Final, $Q_{sf}$	Average		
29-Jan-14	8:00	Fine	007691	2.6405	2.7699	17996.96	18020.96	24.00	1.36	1.36	1.36	1961	66
4-Feb-14	8:00	Cloudy	007916	2.8483	2.9904	18024.00	18048.00	24.00	1.36	1.36	1.36	1960	73
10-Feb-14	8:00	Cloudy	007860	2.8489	2.9413	18051.00	18075.00	24.00	1.37	1.37	1.37	1978	47
15-Feb-14	8:00	Cloudy	007783	2.6448	2.7970	18078.00	18102.00	24.00	1.37	1.37	1.37	1970	77
21-Feb-14	8:00	Cloudy	007832	2.8338	3.0051	18105.00	18129.00	24.00	1.33	1.33	1.33	1918	89
27-Feb-14	8:00	Cloudy	007909	2.8300	2.9794	18132.00	18155.99	23.99	1.32	1.32	1.32	1905	78

Due to electricity interruption, the 24hr TSP monitoring was rescheduled from 28 Dec 2013 to 30 Dec 2013.

Report on 1-hour TSP monitoring  
Action Level ( $\mu\text{g}/\text{m}^3$ ) - 312.5  
Limit Level ( $\mu\text{g}/\text{m}^3$ ) - 500

Date	Sampling Time	Weather Condition	Filter paper no.	Filter Weight, g		Elapse Time, hr		Sampling Time, hr	Flow Rate, $\text{m}^3/\text{min}$			Total Volume, $\text{m}^3$	TSP Level, $\mu\text{g}/\text{m}^3$
				Initial	Final	Initial	Final		Initial, $Q_{si}$	Final, $Q_{sf}$	Average		
30-Jan-14	9:10	Fine	007719	2.6624	2.6702	18020.96	18021.96	1.00	1.36	1.36	1.36	82	96
30-Jan-14	10:30	Fine	007721	2.7114	2.7197	18021.96	18022.96	1.00	1.36	1.36	1.36	82	102
30-Jan-14	13:00	Fine	007722	2.6411	2.6470	18022.96	18023.96	1.00	1.36	1.36	1.36	82	72
5-Feb-14	8:16	Cloudy	007855	2.8706	2.8720	18048.00	18049.00	1.00	1.36	1.36	1.36	82	17
5-Feb-14	9:24	Cloudy	007864	2.8648	2.8676	18049.00	18050.00	1.00	1.36	1.36	1.36	82	34
5-Feb-14	10:30	Cloudy	007862	2.8495	2.8511	18050.00	18051.00	1.00	1.36	1.36	1.36	82	20
11-Feb-14	8:13	Cloudy	007764	2.6284	2.6366	18075.00	18076.00	1.00	1.37	1.37	1.37	82	99
11-Feb-14	9:17	Cloudy	007771	2.6368	2.6445	18076.00	18077.00	1.00	1.37	1.37	1.37	82	93
11-Feb-14	10:22	Cloudy	007782	2.6316	2.6369	18077.00	18078.00	1.00	1.37	1.37	1.37	82	64
17-Feb-14	8:14	Cloudy	007829	2.8410	2.8463	18102.00	18103.00	1.00	1.36	1.36	1.36	82	65
17-Feb-14	9:18	Cloudy	007830	2.8430	2.8500	18103.00	18104.00	1.00	1.36	1.36	1.36	82	86
17-Feb-14	10:27	Cloudy	007831	2.8412	2.8480	18104.00	18105.00	1.00	1.36	1.36	1.36	82	83
22-Feb-14	8:45	Cloudy	007972	2.8476	2.8561	18129.00	18130.00	1.00	1.33	1.33	1.33	80	106
22-Feb-14	9:50	Cloudy	007970	2.8587	2.8690	18130.00	18131.00	1.00	1.33	1.33	1.33	80	129
22-Feb-14	10:52	Cloudy	007969	2.8645	2.8737	18131.00	18132.00	1.00	1.33	1.33	1.33	80	115
28-Feb-14	9:16	Cloudy	005480	2.8001	2.8110	18155.99	18156.99	1.00	1.32	1.32	1.32	79	137
28-Feb-14	10:30	Cloudy	005487	2.7909	2.7989	18156.99	18157.99	1.00	1.36	1.36	1.36	82	98
28-Feb-14	13:00	Cloudy	005484	2.8047	2.8133	18157.99	18158.99	1.00	1.36	1.36	1.36	82	105



Location: CMA5a - Children Garden opposite to Pedestrian Plaza

Report on 24-hour TSP monitoring

Action Level ( $\mu\text{g}/\text{m}^3$ ) - 181

Limit Level ( $\mu\text{g}/\text{m}^3$ ) - 260

Date	Sampling Time	Weather Condition	Filter paper no.	Filter Weight, g		Elapse Time, hr		Sampling Time, hr	Flow Rate, $\text{m}^3/\text{min}$			Total Volume, $\text{m}^3$	TSP Level, $\mu\text{g}/\text{m}^3$
				Initial	Final	Initial	Final		Initial, $Q_{si}$	Final, $Q_{sf}$	Average		
29-Jan-14	8:00	Fine	007692	2.6168	2.7341	1900.15	19024.15	24.00	1.33	1.33	1.33	1916	61
4-Feb-14	8:00	Cloudy	007704	2.6328	2.6617	19027.15	19051.15	24.00	1.33	1.33	1.33	1915	15
10-Feb-14	8:00	Cloudy	007923	2.8403	3.0275	19057.17	19081.17	24.00	1.34	1.34	1.34	1932	97
15-Feb-14	8:00	Cloudy	007881	2.8336	3.1150	19081.17	19105.17	24.00	1.34	1.34	1.34	1925	146
21-Feb-14	8:00	Cloudy	007938	2.8416	3.0468	19108.17	19132.17	24.00	1.37	1.37	1.37	1976	104
27-Feb-14	8:00	Cloudy	007952	2.8529	2.9880	19135.17	19159.17	24.00	1.40	1.40	1.40	2015	67

Report on 1-hour TSP monitoring

Action Level ( $\mu\text{g}/\text{m}^3$ ) - 332

Limit Level ( $\mu\text{g}/\text{m}^3$ ) - 500

Date	Sampling Time	Weather Condition	Filter paper no.	Filter Weight, g		Elapse Time, hr		Sampling Time, hr	Flow Rate, $\text{m}^3/\text{min}$			Total Volume, $\text{m}^3$	TSP Level, $\mu\text{g}/\text{m}^3$
				Initial	Final	Initial	Final		Initial, $Q_{si}$	Final, $Q_{sf}$	Average		
30-Jan-14	8:40	Fine	007742	2.6222	2.6278	19024.15	19025.15	1.00	1.29	1.29	1.29	78	72
30-Jan-14	9:43	Fine	007702	2.6141	2.6292	19025.15	19026.15	1.00	1.29	1.29	1.29	78	194
30-Jan-14	10:46	Fine	007703	2.6255	2.6420	19026.15	19027.15	1.00	1.29	1.29	1.29	78	212
5-Feb-14	9:30	Cloudy	007872	2.8424	2.8447	19051.15	19052.15	1.00	1.33	1.33	1.33	80	29
5-Feb-14	10:40	Cloudy	007865	2.8551	2.8572	19052.15	19053.15	1.00	1.33	1.33	1.33	80	26
5-Feb-14	13:00	Cloudy	007868	2.8394	2.8423	19053.15	19054.15	1.00	1.33	1.33	1.33	80	36
11-Feb-14	8:25	Cloudy	007699	2.6311	2.6458	19054.17	19055.17	1.00	1.34	1.34	1.34	81	183
11-Feb-14	9:30	Cloudy	007849	2.8608	2.8691	19055.17	19056.17	1.00	1.34	1.34	1.34	81	103
11-Feb-14	10:35	Cloudy	007922	2.8569	2.8643	19056.17	19057.17	1.00	1.34	1.34	1.34	81	92
17-Feb-14	8:06	Cloudy	007929	2.8509	2.8646	19105.17	19106.17	1.00	1.33	1.33	1.33	80	172
17-Feb-14	9:11	Cloudy	007932	2.8477	2.8600	19106.17	19107.17	1.00	1.33	1.33	1.33	80	154
17-Feb-14	10:26	Cloudy	007935	2.8515	2.8620	19107.17	19108.17	1.00	1.33	1.33	1.33	80	132
22-Feb-14	9:28	Cloudy	007943	2.8389	2.8487	19132.17	19133.17	1.00	1.41	1.41	1.41	84	116
22-Feb-14	10:34	Cloudy	007946	2.8255	2.8326	19133.17	19134.17	1.00	1.41	1.41	1.41	84	84
22-Feb-14	13:05	Cloudy	007949	2.8446	2.8542	19134.17	19135.17	1.00	1.41	1.41	1.41	84	114
28-Feb-14	8:31	Cloudy	007977	2.8524	2.8608	19159.17	19160.17	1.00	1.36	1.36	1.36	82	103
28-Feb-14	9:53	Cloudy	008088	2.8388	2.8441	19160.17	19161.17	1.00	1.36	1.36	1.36	82	65
28-Feb-14	13:00	Cloudy	008089	2.8390	2.8566	19161.17	19162.17	1.00	1.36	1.36	1.36	82	215



Location: MA1e - International Finance Centre (Eastern Wing)

## Report on 24-hour TSP monitoring

Action Level ( $\mu\text{g}/\text{m}^3$ ) - 173.4  
Limit Level ( $\mu\text{g}/\text{m}^3$ ) - 260

Date	Sampling Time	Weather Condition	Filter paper no.	Filter Weight, g		Elapse Time, hr		Sampling Time, hr	Flow Rate, $\text{m}^3/\text{min}$			Total Volume, $\text{m}^3$	TSP Level, $\mu\text{g}/\text{m}^3$
				Initial	Final	Initial	Final		Initial, $Q_{si}$	Final, $Q_{sf}$	Average		
29-Jan-14	8:00	Fine	003613	2.6033	2.6835	14692.82	14716.82	24.00	1.30	1.30	1.30	1878	43
4-Feb-14	8:00	Cloudy	007902	2.8231	3.0610	14730.86	14754.86	24.00	1.30	1.30	1.30	1877	127
10-Feb-14	8:00	Cloudy	006362	2.6980	2.8439	14757.86	14781.86	24.00	1.32	1.32	1.32	1895	77
15-Feb-14	8:00	Cloudy	007751	2.6209	2.7463	14784.86	14808.86	24.00	1.31	1.31	1.31	1887	66
21-Feb-14	8:00	Cloudy	007939	2.8473	3.0232	14811.84	14835.84	24.00	1.33	1.33	1.33	1916	92
27-Feb-14	8:00	Cloudy	008049	2.8189	2.9395	14838.84	14862.84	24.00	1.30	1.32	1.31	1889	64

## Report on 1-hour TSP monitoring

Action Level ( $\mu\text{g}/\text{m}^3$ ) - 325.1  
Limit Level ( $\mu\text{g}/\text{m}^3$ ) - 500

Date	Sampling Time	Weather Condition	Filter paper no.	Filter Weight, g		Elapse Time, hr		Sampling Time, hr	Flow Rate, $\text{m}^3/\text{min}$			Total Volume, $\text{m}^3$	TSP Level, $\mu\text{g}/\text{m}^3$
				Initial	Final	Initial	Final		Initial, $Q_{si}$	Final, $Q_{sf}$	Average		
30-Jan-14	8:09	Fine	007899	2.8341	2.8399	14716.82	14717.82	1.00	1.30	1.30	1.30	78	74
30-Jan-14	9:14	Fine	007900	2.8379	2.8447	14717.82	14718.82	1.00	1.30	1.30	1.30	78	87
30-Jan-14	10:19	Fine	007901	2.8344	2.8427	14718.82	14719.82	1.00	1.30	1.30	1.30	78	106
5-Feb-14	8:24	Cloudy	006371	2.6050	2.6073	14754.86	14755.86	1.00	1.30	1.30	1.30	78	29
5-Feb-14	9:32	Cloudy	006390	2.5999	2.6026	14755.86	14756.86	1.00	1.30	1.30	1.30	78	35
5-Feb-14	10:43	Cloudy	006369	2.6029	2.6049	14756.86	14757.86	1.00	1.30	1.30	1.30	78	26
11-Feb-14	8:30	Cloudy	007750	2.6485	2.6554	14781.86	14782.86	1.00	1.32	1.32	1.32	79	87
11-Feb-14	9:35	Cloudy	007749	2.6272	2.6341	14782.86	14783.86	1.00	1.32	1.32	1.32	79	87
11-Feb-14	10:40	Cloudy	007748	2.6263	2.6318	14783.86	14784.86	1.00	1.32	1.32	1.32	79	70
17-Feb-14	8:13	Cloudy	006357	2.7061	2.7080	14808.86	14809.86	1.00	1.30	1.30	1.30	78	24
17-Feb-14	9:20	Cloudy	006358	2.6938	2.6975	14809.86	14810.86	1.00	1.30	1.30	1.30	78	47
17-Feb-14	10:23	Cloudy	006359	2.6676	2.6740	14810.86	14811.86	1.00	1.30	1.30	1.30	78	82
22-Feb-14	8:05	Cloudy	007976	2.8575	2.8610	14835.84	14836.84	1.00	1.31	1.31	1.31	79	45
22-Feb-14	9:13	Cloudy	007975	2.8663	2.8700	14836.84	14837.84	1.00	1.31	1.31	1.31	79	47
22-Feb-14	10:19	Cloudy	007974	2.8675	2.8712	14837.84	14838.84	1.00	1.31	1.31	1.31	79	47
28-Feb-14	8:45	Cloudy	008058	2.8186	2.8209	14862.84	14863.84	1.00	1.34	1.34	1.34	81	29
28-Feb-14	10:30	Cloudy	008061	2.8250	2.8272	14863.84	14864.84	1.00	1.30	1.30	1.30	78	28
28-Feb-14	13:00	Cloudy	008063	2.8046	2.8072	14864.84	14865.84	1.00	1.30	1.30	1.30	78	33



Location: MA1w - International Finance Centre (Western Wing)

Report on 24-hour TSP monitoring

Action Level ( $\mu\text{g}/\text{m}^3$ ) - 173.4  
 Limit Level ( $\mu\text{g}/\text{m}^3$ ) - 260

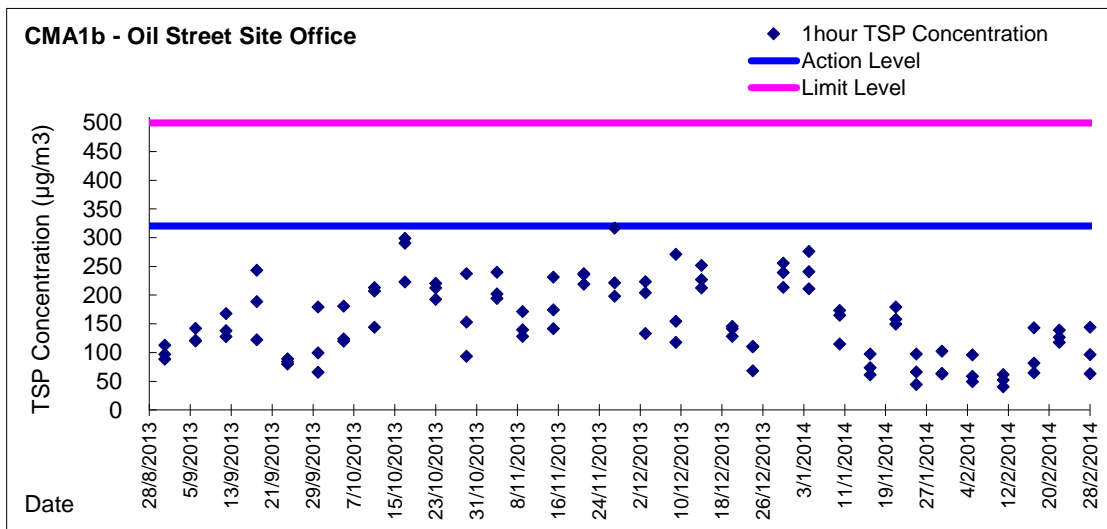
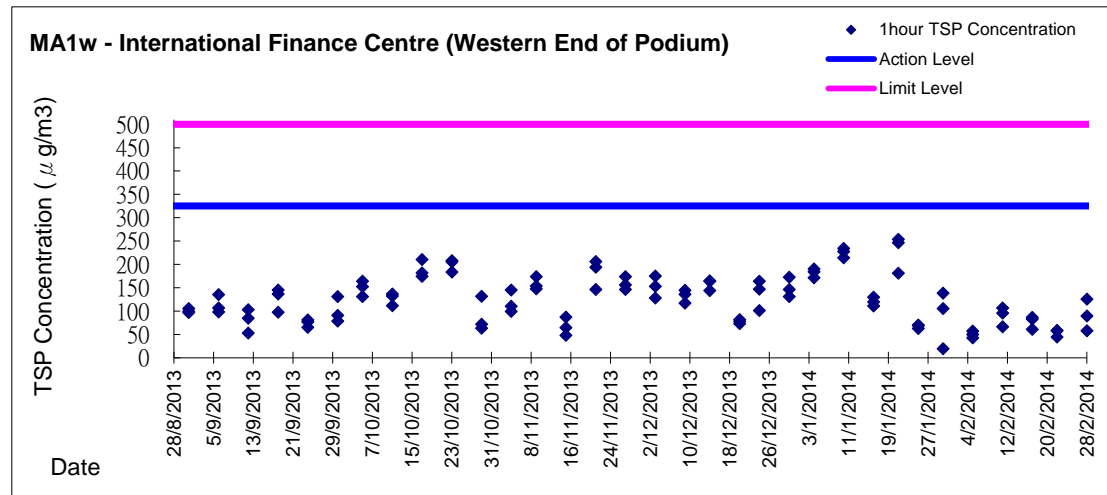
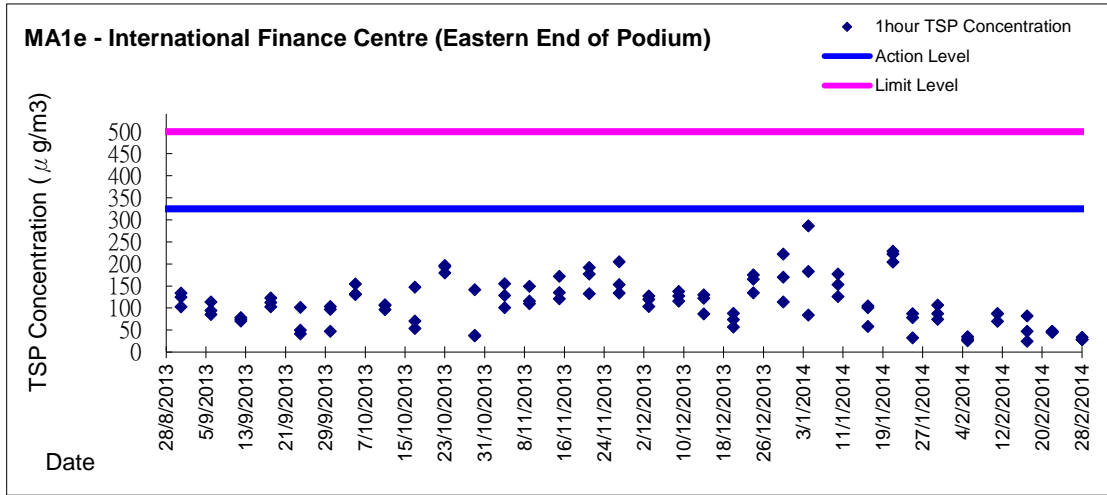
Date	Sampling Time	Weather Condition	Filter paper no.	Filter Weight, g		Elapse Time, hr		Sampling Time, hr	Flow Rate, $\text{m}^3/\text{min}$			Total Volume, $\text{m}^3$	TSP Level, $\mu\text{g}/\text{m}^3$
				Initial	Final	Initial	Final		Initial, $Q_{si}$	Final, $Q_{sf}$	Average		
29-Jan-14	8:00	Fine	006340	2.6842	2.8172	14752.93	14776.93	24.00	1.36	1.36	1.36	1956	68
4-Feb-14	8:00	Cloudy	007898	2.8338	3.0209	14779.93	14803.93	24.00	1.36	1.36	1.36	1955	96
10-Feb-14	8:00	Cloudy	006361	2.6781	2.7564	14806.94	14830.94	24.00	1.37	1.37	1.37	1974	40
15-Feb-14	8:00	Cloudy	007842	2.8383	3.0136	14833.94	14857.94	24.00	1.37	1.36	1.37	1966	89
21-Feb-14	8:00	Cloudy	006383	2.5963	2.8462	14860.94	14884.94	24.00	1.39	1.38	1.39	1994	125
27-Feb-14	8:00	Cloudy	008050	2.8133	2.9533	14887.93	14911.93	24.00	1.37	1.38	1.38	1981	71

Report on 1-hour TSP monitoring

Action Level ( $\mu\text{g}/\text{m}^3$ ) - 325.1  
 Limit Level ( $\mu\text{g}/\text{m}^3$ ) - 500

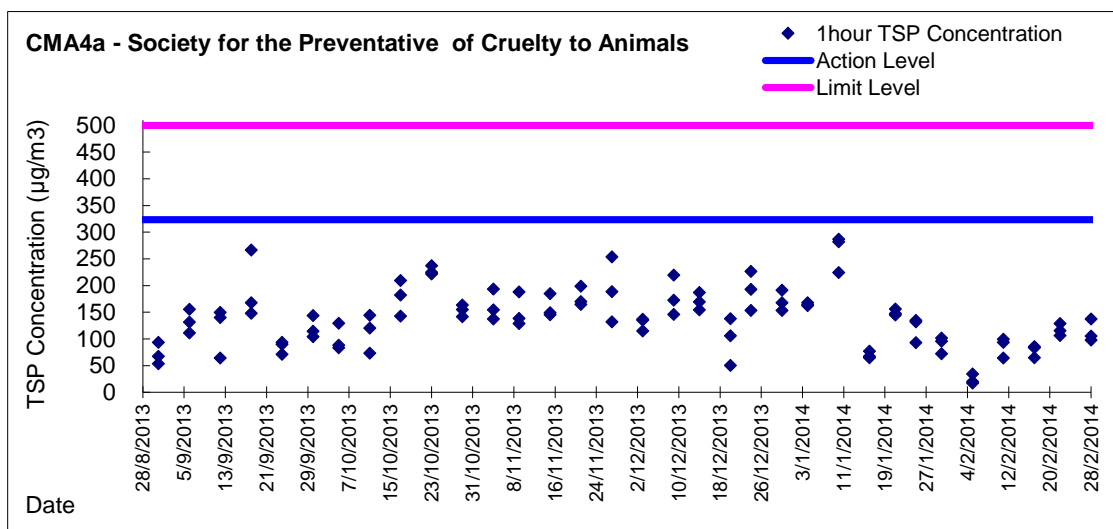
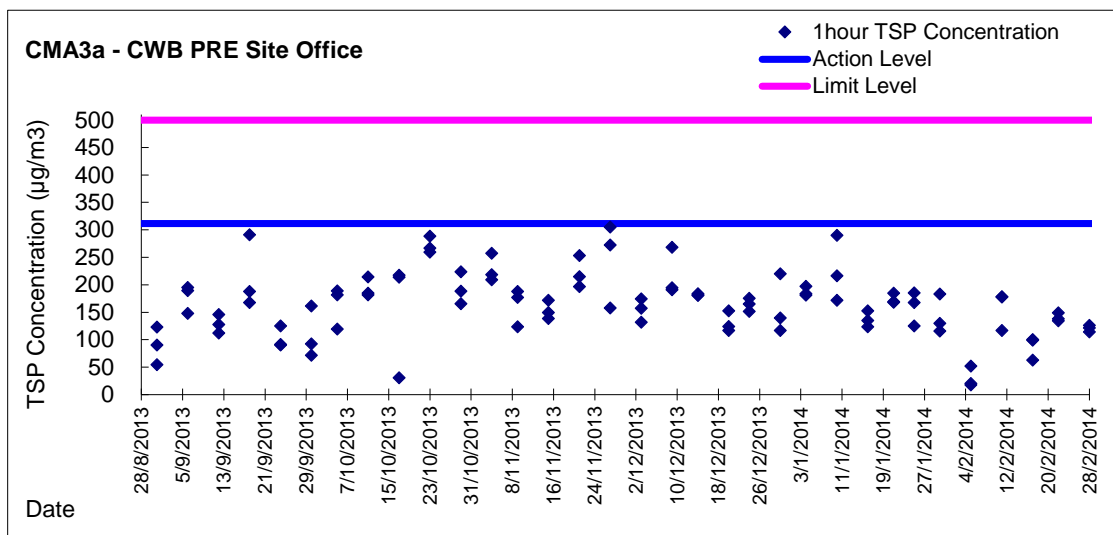
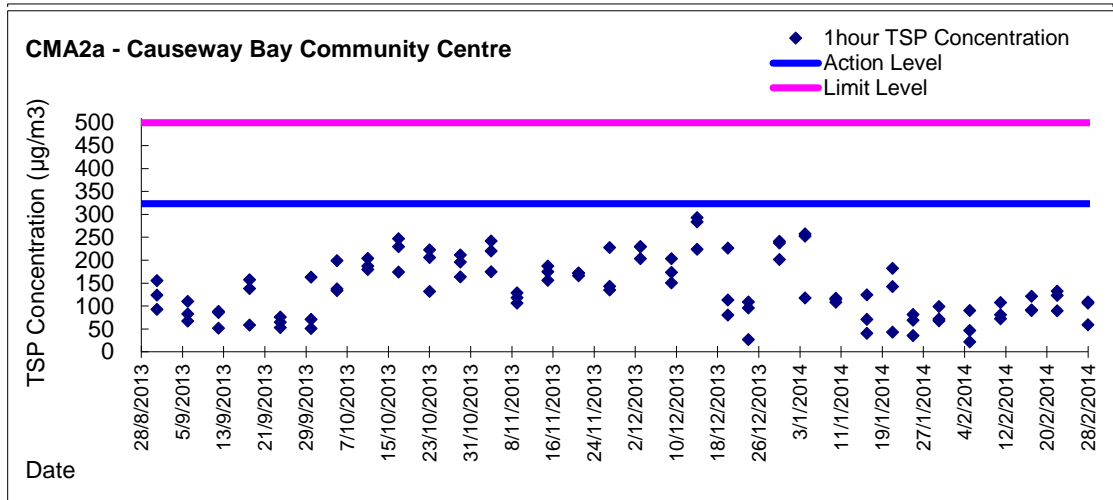
Date	Sampling Time	Weather Condition	Filter paper no.	Filter Weight, g		Elapse Time, hr		Sampling Time, hr	Flow Rate, $\text{m}^3/\text{min}$			Total Volume, $\text{m}^3$	TSP Level, $\mu\text{g}/\text{m}^3$
				Initial	Final	Initial	Final		Initial, $Q_{si}$	Final, $Q_{sf}$	Average		
30-Jan-14	8:05	Fine	007895	2.8410	2.8426	14776.93	14777.93	1.00	1.36	1.36	1.36	81	20
30-Jan-14	9:09	Fine	007896	2.8337	2.8423	14777.93	14778.93	1.00	1.36	1.36	1.36	81	106
30-Jan-14	10:13	Fine	007897	2.8391	2.8504	14778.93	14779.93	1.00	1.36	1.36	1.36	81	139
5-Feb-14	8:34	Cloudy	006368	2.6022	2.6063	14803.93	14804.93	1.00	1.36	1.36	1.36	82	50
5-Feb-14	9:39	Cloudy	006367	2.6138	2.6185	14804.93	14805.93	1.00	1.36	1.36	1.36	82	58
5-Feb-14	10:49	Cloudy	006366	2.6045	2.6080	14805.93	14806.93	1.00	1.36	1.36	1.36	82	43
11-Feb-14	8:35	Cloudy	007747	2.6377	2.6465	14830.94	14831.94	1.00	1.37	1.37	1.37	82	107
11-Feb-14	9:40	Cloudy	007746	2.6170	2.6249	14831.94	14832.94	1.00	1.37	1.37	1.37	82	96
11-Feb-14	10:45	Cloudy	007745	2.6259	2.6314	14832.94	14833.94	1.00	1.37	1.37	1.37	82	67
17-Feb-14	8:23	Cloudy	006356	2.6725	2.6796	14857.94	14858.94	1.00	1.36	1.36	1.36	82	87
17-Feb-14	9:37	Cloudy	006355	2.6842	2.6910	14858.94	14859.94	1.00	1.36	1.36	1.36	82	83
17-Feb-14	10:49	Cloudy	006354	2.6798	2.6848	14859.94	14860.94	1.00	1.36	1.36	1.36	82	61
22-Feb-14	8:14	Cloudy	008054	2.8114	2.8163	14884.94	14885.94	1.00	1.40	1.40	1.40	84	58
22-Feb-14	9:21	Cloudy	008053	2.8145	2.8194	14885.94	14886.94	1.00	1.38	1.38	1.38	83	59
22-Feb-14	10:25	Cloudy	008052	2.8127	2.8164	14886.94	14887.94	1.00	1.38	1.38	1.38	83	45
28-Feb-14	9:00	Cloudy	008059	2.8132	2.8178	14911.93	14912.93	1.00	1.32	1.32	1.32	79	58
28-Feb-14	10:15	Cloudy	008062	2.8207	2.8280	14912.93	14913.93	1.00	1.36	1.36	1.36	81	90
28-Feb-14	13:00	Cloudy	008064	2.8743	2.8847	14913.93	14914.93	1.00	1.38	1.38	1.38	83	126

Graphic Presentation of 1 hour TSP Result

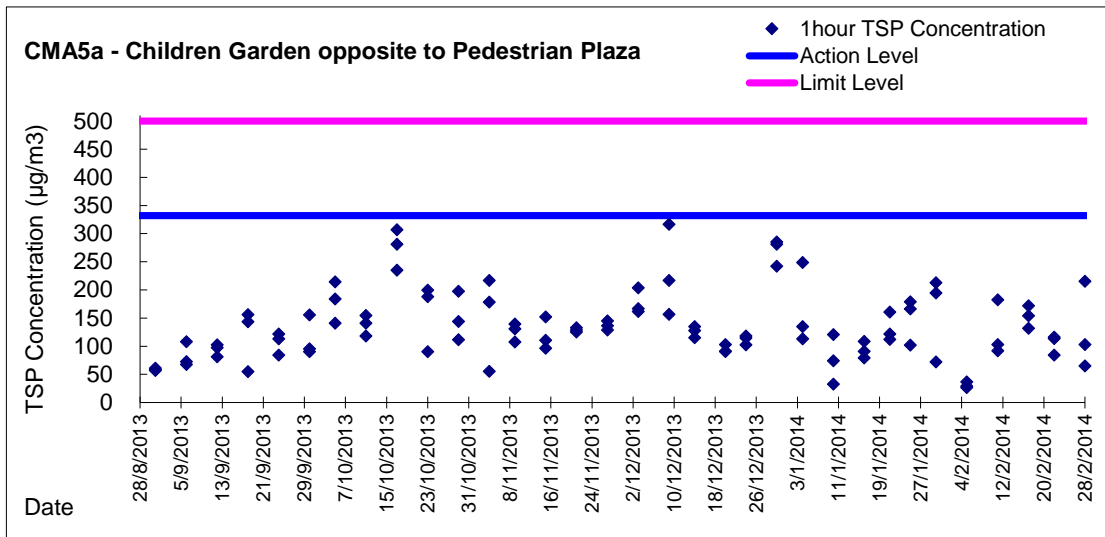




Graphic Presentation of 1 hour TSP Result

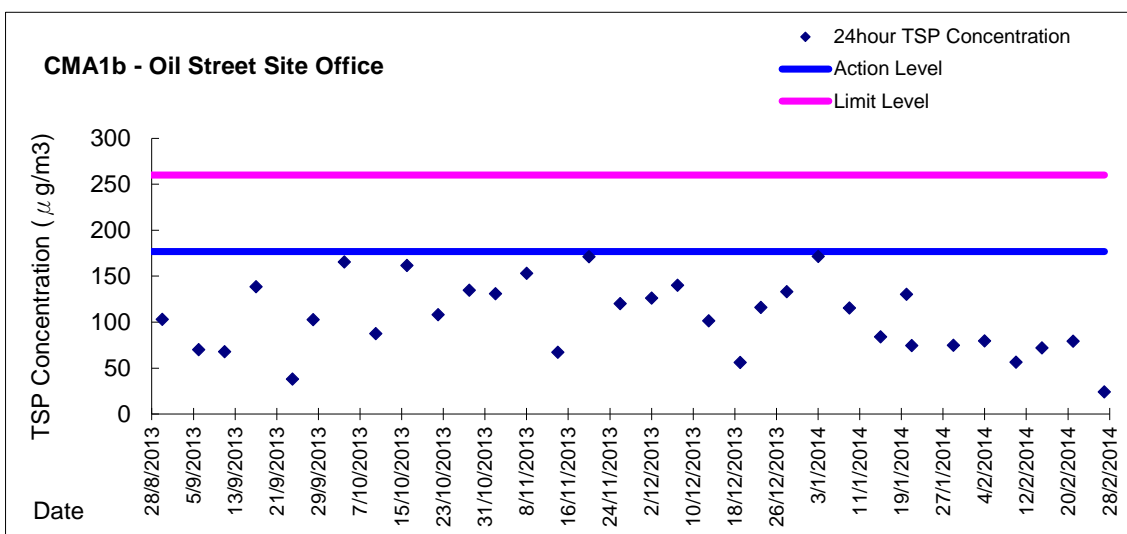
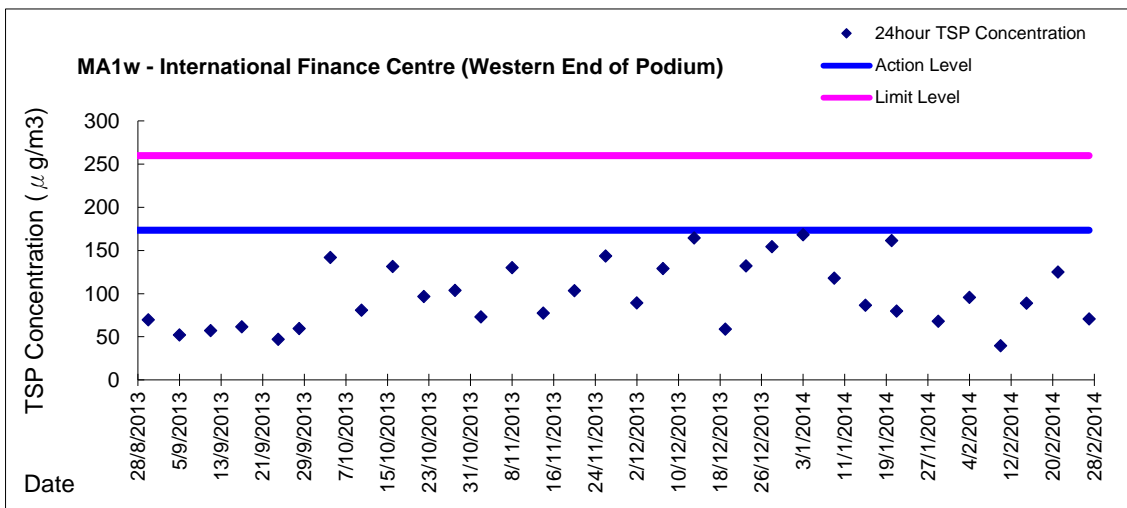
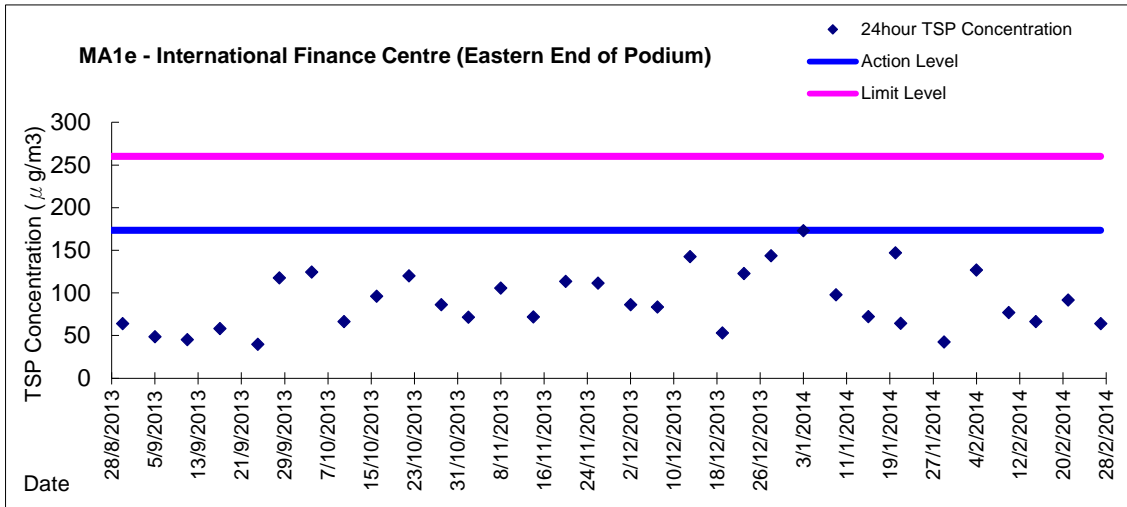


**Graphic Presentation of 1 hour TSP Result**

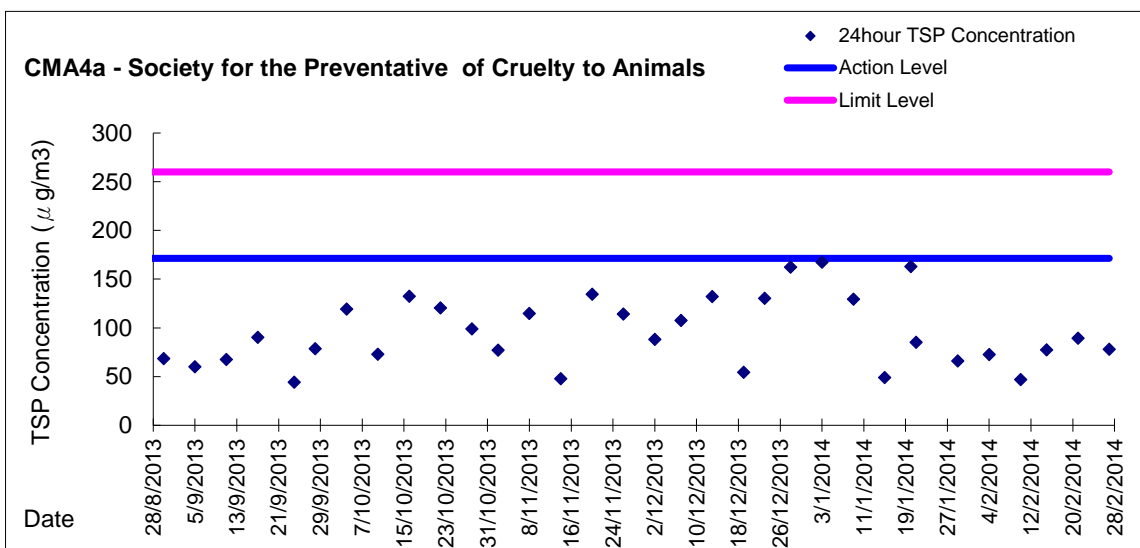
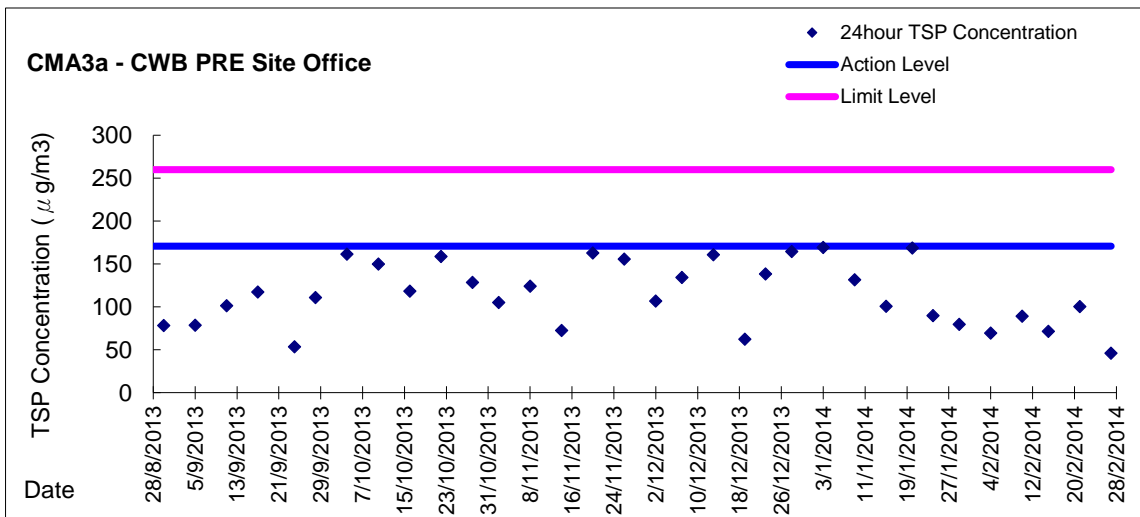
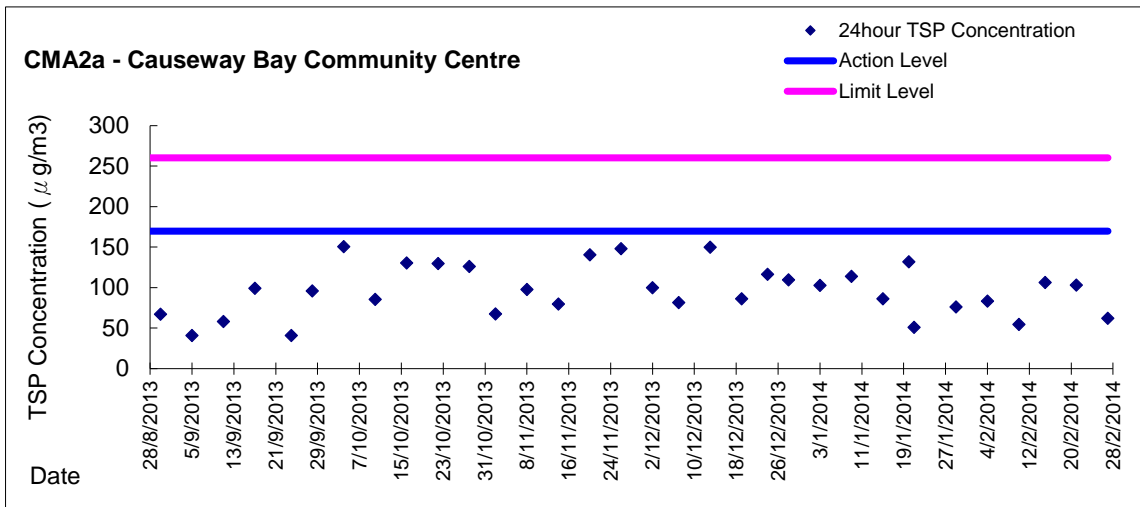




Graphic Presentation of 24 hour TSP Result



Graphic Presentation of 24 hour TSP Result



Graphic Presentation of 24 hour TSP Result

